

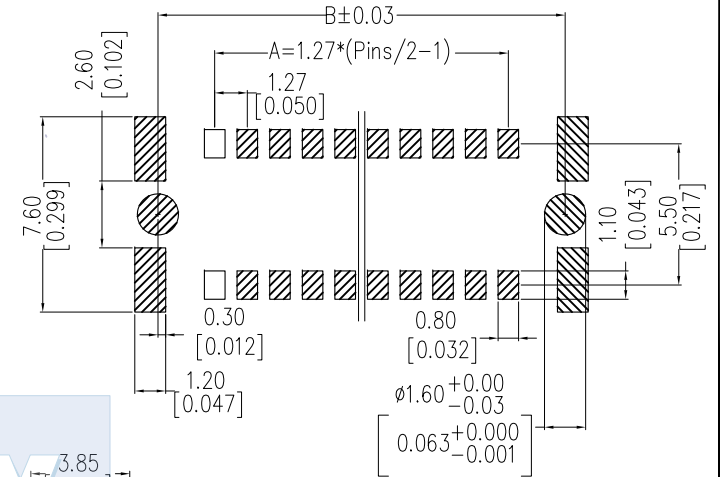
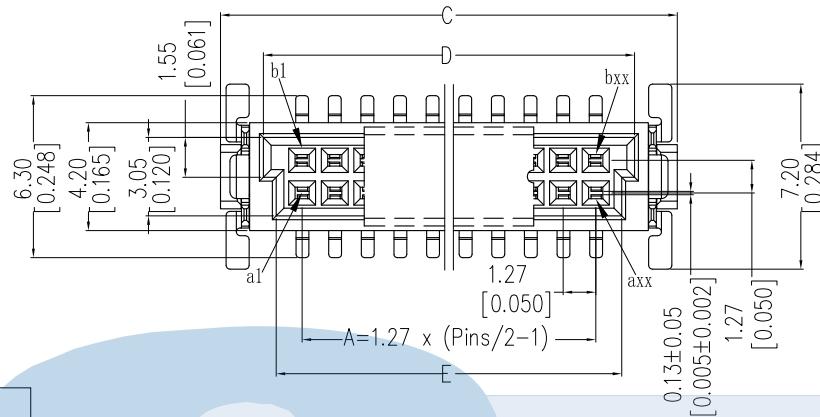
# HSF

**NOTES:**

Rated Current: 1.0 AMP.  
 Contact Resistance: 25mΩ Max.  
 Withstand Voltage: 500V  
 Insulation Resistance: 10000MΩ Min.  
 Operation Temperature: -55℃ to +125℃

Contact Material: Phosphor Bronze  
 Contact Plating: Sn and Au over Ni  
 Tail Material: Phosphor Bronze  
 Tail Plating: Sn over Ni  
 Main Body Material: LCP

Recommended P.C.B Layout(Top Side)  
 (PCB BOARD TOLERANCE±0.05)



**Ordering Information:**

**8714 - T- XX- 1- E**

1            2            3            4

**1. Connector Series**

**2. (T) Contact Plating**

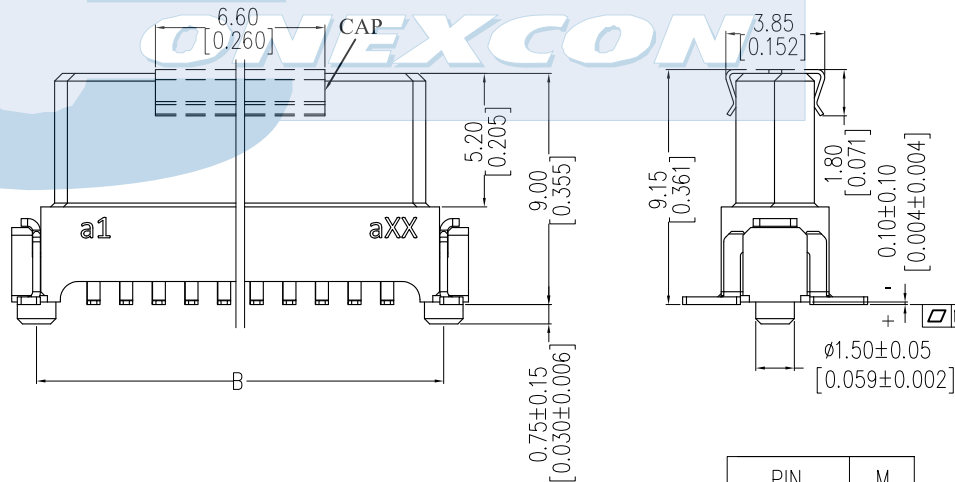
- T = 2. Tin plated
- T = 3. Gold flash over 50μ" Ni
- T = 5. 15μ" gold over 50μ" Ni
- T = 6. 30μ" gold over 50μ" Ni

**3. (XX) Circuit Size**

- Available in 10 through 100 circuits

**4. (E)Packing Options**

- E = 2. PAD + REEL



PIN	M
10~40PIN	0.12
42~100PIN	0.15

100	62.23	66.65	68.58	65.25	64.25
90	55.88	60.30	62.23	58.90	57.90
80	49.53	53.95	55.88	52.55	51.55
70	43.18	47.60	49.53	46.20	45.20
60	36.83	41.25	43.18	39.85	38.85
50	30.48	34.90	36.83	33.50	32.50
40	24.13	28.55	30.48	27.15	26.15
30	17.78	22.20	24.13	20.80	19.80
20	11.43	15.85	17.78	14.45	13.45
10	5.08	9.50	11.43	8.10	7.10
PIN	A	B	C	D	E

OPERATION

DRAW

DATE

SCALE

PART NO.

**8714 SERIES**

x.x ±0.40

Ding

2017/08/28

1:1

TITLE:

1.27Pitch CONNECTORS SMC FEMALE,"E" TYPE,H=9.0(TYPE B)

x.xx ±0.25

CHECK

DATE

UNIT

Customer NO.

x.xxx ±0.15

APPROVE

DATE

mm

Angle ± 3'

DATE

A4

DIM

TOL

DATE

1/1

AO 2017/08/28

NEW

REV DATE

MODIFICATION DESCRIPTION

CHANGE

