

# 2.00mm DUAL ROW PCB SOCKET SMT

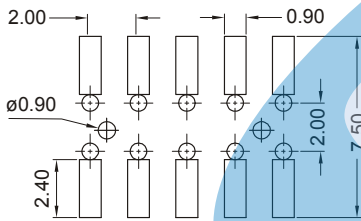
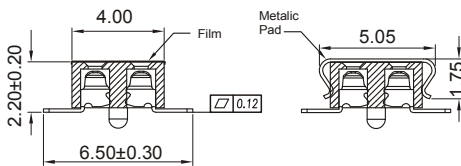
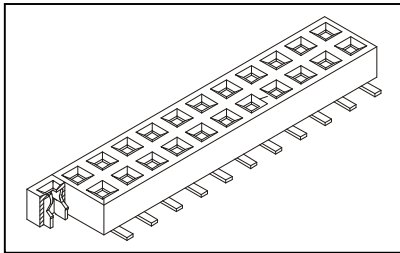


## 2191 SERIES. 2.00mm(0.079"). For PCB Solder

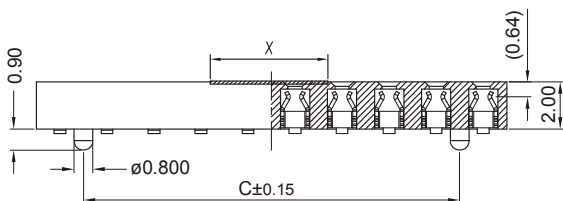
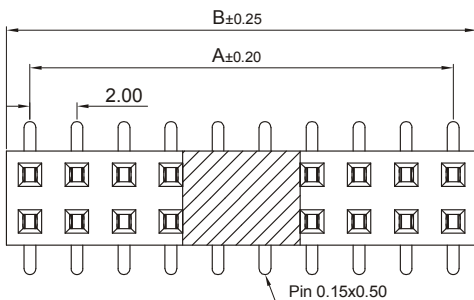
### Features

- Available in 6 through 80 circuits
- Insulator Material: Nylon 6-T UL 94V-0
- Mates with 2.00mm pitch and 0.50mm pin headers
- Ultra low profile 2.20mm and high density PCB socket
- Different plating options are available
- High quality dual beam phosphor bronze contacts
- Designed for board to board small spacing interconnection
- Optional: PCB fixing post
- For other options consult the Sales Office

### Dimensional Information



Recommended PCB Layout



X	N° Circ.
5 mm.	03 to 25
10 mm.	26 to 40

### Ordering and Dimensional Information

Circuit Size	Part Number		Dimensions		
	Without Post	With Post	A	B	C
6	2191-T061E	2191-T062E	4,00(0,157)	6,00(0,236)	2,00(0,079)
8	2191-T081E	2191-T082E	6,00(0,236)	8,00(0,315)	4,00(0,157)
10	2191-T101E	2191-T102E	8,00(0,315)	10,00(0,394)	6,00(0,236)
12	2191-T121E	2191-T122E	10,00(0,394)	12,00(0,472)	8,00(0,315)
14	2191-T141E	2191-T142E	12,00(0,472)	14,00(0,551)	10,00(0,394)
16	2191-T161E	2191-T162E	14,00(0,551)	16,00(0,630)	12,00(0,472)
18	2191-T181E	2191-T182E	16,00(0,630)	18,00(0,709)	14,00(0,551)
20	2191-T201E	2191-T202E	18,00(0,709)	20,00(0,787)	16,00(0,630)
22	2191-T221E	2191-T222E	20,00(0,787)	22,00(0,866)	18,00(0,709)
24	2191-T241E	2191-T242E	22,00(0,866)	24,00(0,945)	20,00(0,787)
26	2191-T261E	2191-T262E	24,00(0,945)	26,00(1,024)	22,00(0,866)
28	2191-T281E	2191-T282E	26,00(1,024)	28,00(1,102)	24,00(0,945)
30	2191-T301E	2191-T302E	28,00(1,102)	30,00(1,181)	26,00(1,024)
32	2191-T321E	2191-T322E	30,00(1,181)	32,00(1,260)	28,00(1,102)
34	2191-T341E	2191-T342E	32,00(1,260)	34,00(1,339)	30,00(1,181)
36	2191-T361E	2191-T362E	34,00(1,339)	36,00(1,417)	32,00(1,260)
38	2191-T381E	2191-T382E	36,00(1,417)	38,00(1,496)	34,00(1,339)
40	2191-T401E	2191-T402E	38,00(1,496)	40,00(1,575)	36,00(1,417)
42	2191-T421E	2191-T422E	40,00(1,575)	42,00(1,654)	38,00(1,496)
44	2191-T441E	2191-T442E	42,00(1,654)	44,00(1,732)	40,00(1,575)
46	2191-T461E	2191-T462E	44,00(1,732)	46,00(1,811)	42,00(1,654)
48	2191-T481E	2191-T482E	46,00(1,811)	48,00(1,890)	44,00(1,732)
50	2191-T501E	2191-T502E	48,00(1,890)	50,00(1,969)	46,00(1,811)
52	2191-T521E	2191-T522E	50,00(1,969)	52,00(2,047)	48,00(1,890)
54	2191-T541E	2191-T542E	52,00(2,047)	54,00(2,126)	50,00(1,969)
56	2191-T561E	2191-T562E	54,00(2,126)	56,00(2,205)	52,00(2,047)
58	2191-T581E	2191-T582E	56,00(2,205)	58,00(2,283)	54,00(2,126)
60	2191-T601E	2191-T602E	58,00(2,283)	60,00(2,362)	56,00(2,205)
62	2191-T621E	2191-T622E	60,00(2,362)	62,00(2,441)	58,00(2,283)
64	2191-T641E	2191-T642E	62,00(2,441)	64,00(2,520)	60,00(2,362)
66	2191-T661E	2191-T662E	64,00(2,520)	66,00(2,598)	62,00(2,441)
68	2191-T681E	2191-T682E	66,00(2,598)	68,00(2,677)	64,00(2,520)
70	2191-T701E	2191-T702E	68,00(2,677)	70,00(2,756)	66,00(2,598)
72	2191-T721E	2191-T722E	70,00(2,756)	72,00(2,835)	68,00(2,677)
74	2191-T741E	2191-T742E	72,00(2,835)	74,00(2,913)	70,00(2,756)
76	2191-T761E	2191-T762E	74,00(2,913)	76,00(2,992)	72,00(2,835)
78	2191-T781E	2191-T782E	76,00(2,992)	78,00(3,071)	74,00(2,913)
80	2191-T801E	2191-T802E	78,00(3,071)	80,00(3,150)	76,00(2,992)

### T = Contact Plating

- T = 2. Tin plated
- T = 3. Gold flash over 50µ" nickel.  
Recommended Finish
- T = 5. 15µ" gold over 50µ" nickel
- T = 6. 30µ" gold over 50µ" nickel

### E = Packing Options

- E = 3. Tube + Film
- E = 4. Reel + Film
- E = 5. Tube + Metallic Pad
- E = 6. Reel + Metallic Pad