

SINGLE ROW TOP ENTRY PIN HEADER



7502 SERIES. 7.50/5.00 mm (0.295/0.197") pitch.

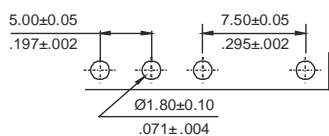
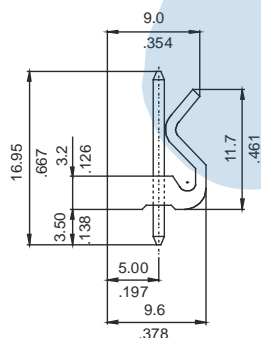
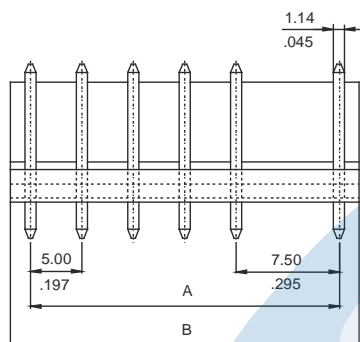
General Features

- Available in 2 through 15 circuits
- Mates with wire housing 7500 series
- 1.14 mm. square pin
- Polarized with friction lock
- consult Sales Office

Materials

- Insulator: Glass filled Polyester UL 94 V-0
- Contact: brass
- Operating temperature: -40°C to +85°C
- RoHS compliant

Dimensional Information




RECOMMENDED HOLE PATTERN

Electrical Features

- Voltage rating: < 250V
- Current rating: < 5 A
- Contact resistance: < 20 mΩ
- Dielectric withstanding voltage: 1500 V AC/minute
- Insulation resistance: >1000 MΩ

Mechanical Features

- Pin retention force to insulator: > 2.00 Kg
- Durability: 25 cycles



Ordering Information:

7502 - T- XX- 1
1 2 3

1. Connector Series

2. (T) Contact Plating

- T = 2. Tin plated
Recommended Finish

3. (XX) Number of circuits

- Available in 2 through 15 circuits

Dimensions: (In mm.)

A = 5.00 x (XX*-2)+7.50
B = 5.00 x (XX*)+2.50

* XX (Number of circuits)