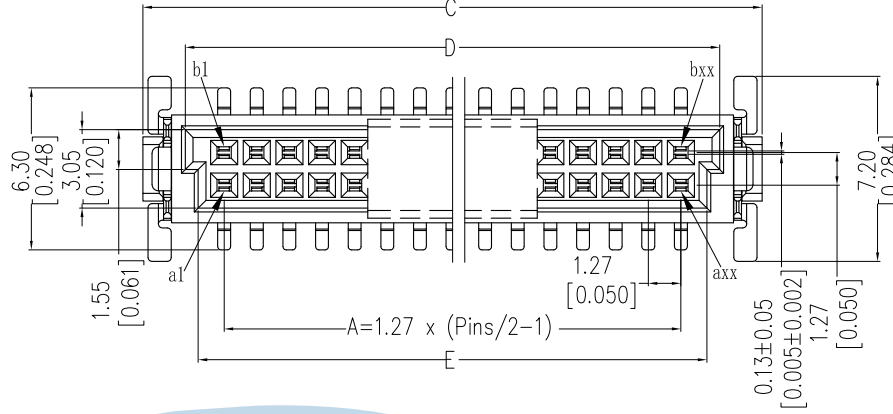


HSF

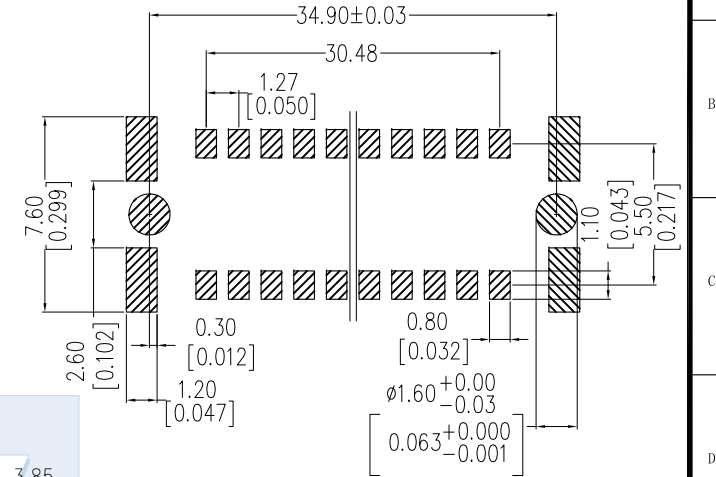
NOTES:

Rated Current: 1.0 AMP.
 Contact Resistance: 25mΩ Max.
 Withstand Voltage: 500V
 Insulation Resistance: 10000MΩ Min.
 Operation Temperature: -55℃ to +125℃

Contact Material: Phosphor Bronze
 Contact Plating: Sn and Au over Ni
 Tail Material: Phosphor Bronze
 Tail Plating: Sn over Ni
 Main Body Material: LCP



Recommended P.C.B Layout(Top Side)
 (PCB BOARD TOLERANCE±0.05)



Ordering Information:

8716 - T - XX - 1 - E

1 2 3 4

1. Connector Series

2. (T) Contact Plating

- T = 2. Tin plated
- T = 3. Gold flash over 50μ" Ni
- T = 5. 15μ" gold over 50μ" Ni
- T = 6. 30μ" gold over 50μ" Ni

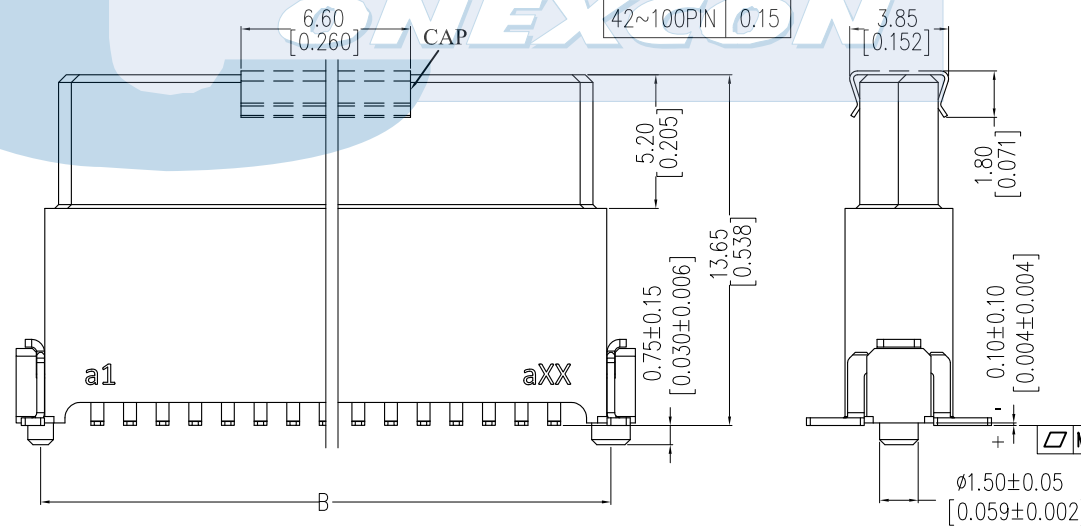
3. (XX) Circuit Size

- Available in 10 through 100 circuits

4. (E)Packing Options

- E = 2. PAD + REEL

PIN	M
10~40PIN	0.12
42~100PIN	0.15



100	62.23	66.65	68.58	65.25	64.25
90	55.88	60.30	62.23	58.90	57.90
80	49.53	53.95	55.88	52.55	51.55
70	43.18	47.60	49.53	46.20	45.20
60	36.83	41.25	43.18	39.85	38.85
50	30.48	34.90	36.83	33.50	32.50
40	24.13	28.55	30.48	27.15	26.15
30	17.78	22.20	24.13	20.80	19.80
20	11.43	15.85	17.78	14.45	13.45
10	5.08	9.50	11.43	8.10	7.10
PIN	A	B	C	D	E

REV	DATE	MODIFICATION DESCRIPTION	CHANGE	OPERATION	DRAW	DATE	SCALE	PART NO.
				x.x ±0.40	Ding	2017/08/28	1:1	8716 SERIES
				x.xx ±0.25	CHECK	DATE	UNIT mm	
				x.xxx ±0.15			SIZE A4	TITLE:
				Angle ± 3'	APPROVE	DATE	SHEET 1/1	1.27Pitch CONNECTORS SMC FEMALE"E"TYPE, H=13.6(TYPE B)
				DIM TOL			PROJ. ⌀	Customer NO.

