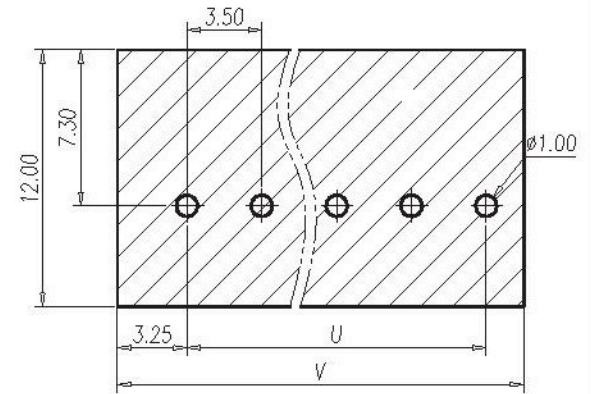
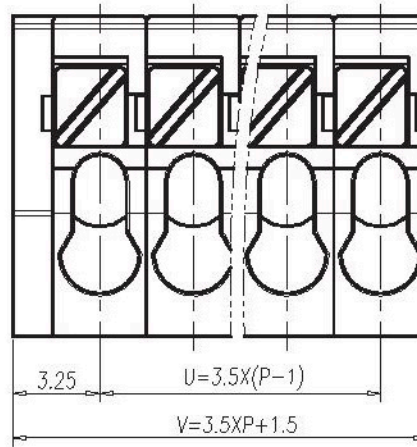
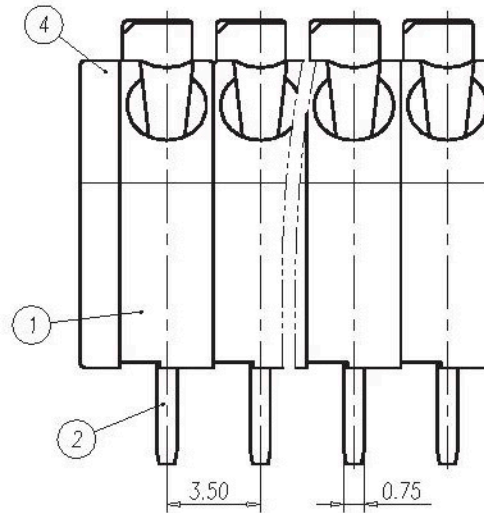
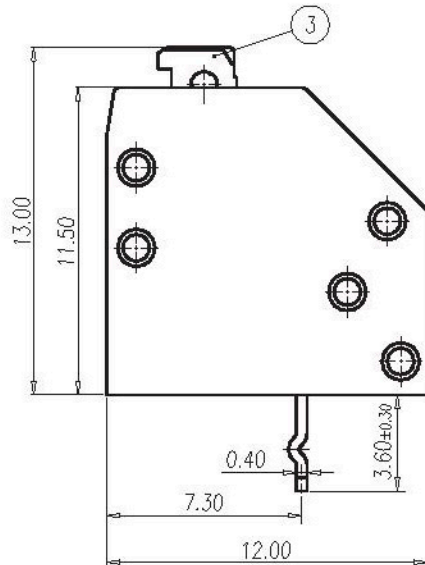


Normal Geometric Tolerancing			
—	//	≡	⊥
0 to 100	0.2	0 to 10	0.2
over 100 to 150	0.3	over 10	0.3
over 150	0.5		
Total Pitch Tolerances		Normal dimension Tolerances	
0<U≤30	±0.20	0~30	±0.25
30<U≤53	±0.25	over 30~53	±0.30
53<U≤70	±0.30	over 53~70	±0.35
70<U≤90	±0.35	over 70~90	±0.44
90<U≤115	±0.44	over 90~115	±0.55
115<U≤150	±0.55	over 115~150	±0.70



P.C.B. LAYOUT



NOTES:

1. Rating: 300V 6 A (IEC 130V)
PITCH: 3.50mm
2. Insulation Withstands Voltage:
AC 2000V at 1 minute
3. Insulation Resistance:
500MΩ or more at DC500V
4. Using Temperature Range:
-40°C ~ +105°C
5. Suitable Electric Wire: 16 ~ 28 AWG
6. RoHS Compliance

ITEM	NAME OF PART	MATERIAL	NOTES
4	COVER	PA66	UL94-V0 GREY
3	LEVER	PA66	UL94-V0 GREY
2	CLAMP	COPPER-ALLOY	Tin Plated
1	HOUSING	PA66	UL94-V0 GREY

DWG.	LJQ	DATE	13.06.09	UNITS	MM	SHEET/OF	1 / 1
CHK.		DATE		SCALE	5:1 (:)		
APP.		DATE		NAME	BC0136-21XX		
				DWG NO.	SP-03-013621XX		

REV.	CONTENT	CHK.	DATE
④			