

# SCREWLESS PCB TERMINAL BLOCK



## BC141\*, BC142\* SERIES. 5.08 (0.200") and 7.62 (0.300") mm. pitch. For PCB Type.

### General Features

- Available in 2 through 24 circuits
- High reliability structure of wires connections and professional applications
- Side or top wires entry
- Meet IEC 60947-7-4 and UL 1059 requirements and are approved by UL and VDE

### Materials

- Insulator: PA66 UL 94 V-0
- Contact: Electrolytic cooper tin plated
- Spring: High-strength steel alloys zinc plated
- Operating temperature: -40°C to +105°C
- RoHS compliant


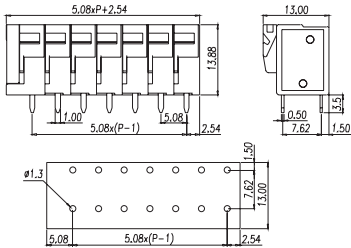

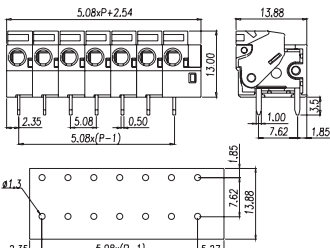

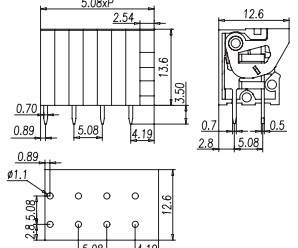

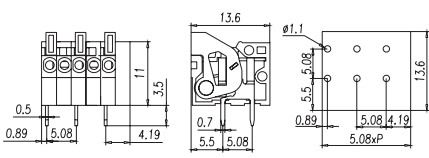

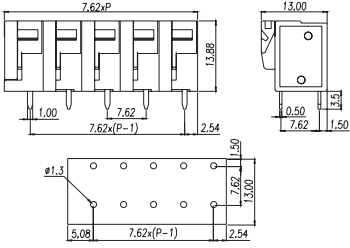

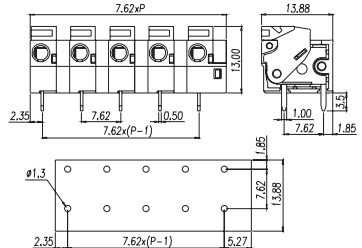
### Electrical Features

- Rated voltage : 300 V UL / 450 V IEC
- Rated current: 10 A UL / 17.5 A IEC
- Contact resistance: < 20 mΩ
- Rated surge voltage: 1300 V UL / 4000 V IEC
- Insulation resistance: >500 MΩ

### Mechanical features

- Wire strip length: 6.00 – 7.00 mm.  
(10.00 – 11.00 mm. BC141 Series)
- Conductor cross-section: AWG 22-14
- Durability: 25 cycles

### Dimension Information

|   |   |  |
|---|---|--|
|   <p>P/N: <b>BC142V-XX-P</b><br/>XX= N° CONTACTS</p>                                       |   <p>P/N: <b>BC142R-XX-P</b><br/>XX= N° CONTACTS</p>                  |   <p>*AWG 26-20 5 A UL - 4A IEC 130V<br/>P/N: <b>BC141V-XX-P5</b><br/>XX= N° CONTACTS</p> |
|   <p>*AWG 26-20 5 A UL - 4A IEC 130V<br/>P/N: <b>BC141R-XX-P5</b><br/>XX= N° CONTACTS</p> |   <p>*750 V IEC<br/>P/N: <b>BC142V-XX-P3</b><br/>XX= N° CONTACTS</p> |   <p>*750 V IEC<br/>P/N: <b>BC142R-XX-P3</b><br/>XX= N° CONTACTS</p>                     |