

DUAL ROW RIGHT ANGLE SMT PIN HEADER



1049 SERIES. 1.00 X 1.00 mm. (0.039 X 0.039") Pitch.

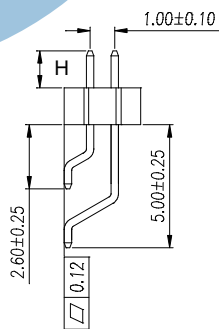
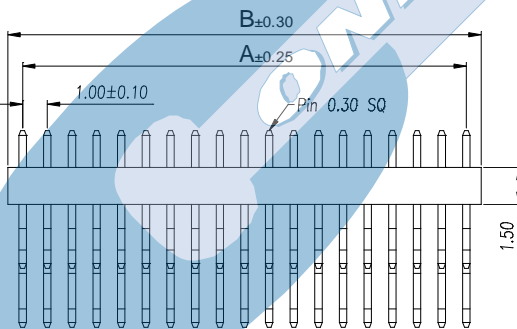
General Features

- Available in 4 through 80 circuits
- Mates with sockets 1.00 mm pitch 1041 series
- Square pin 0.30 mm. Without fixing post on PCB
- With different plating and pin length
- Contact Sales Office

Materials

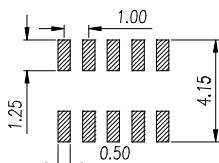
- Insulator: Polyester LCP UL 94 V-0
- Contact: Phosphor bronze
- Operating temperature: -40°C to +105°C
- RoHS compliant

Dimension Information



RECOMMENDED PCB LAYOUT

(Tolerance: ±0.05)




Electrical Features

- Voltage rating: < 100V
- Current rating: < 1 A
- Contact resistance: < 20 mΩ
- Dielectric withstanding voltage: 300 V AC/minute
- Insulation resistance: >1000 MΩ

Mechanical Features

- Pin retention force to insulator: > 0.10 Kg f
- Durability: 25 cycles



1049- **T-** **XX-** **C** **E**
 1 2 3 4 5

1. Connector Serie

2. (T) Contacts Plating

- T = 2. Tin-plated.

- T = 3. Gold flash over Ni.

RECOMMENDED FINISH

- T = 5. 0.38 μ Gold over Ni.

- T = 6. 0.75 μ Gold over Ni.

3. (XX) Number of circuits

- Available in 4 through 80 circuits

4. (C) Pin dimension

- C = 1. H=1.50 mm.

- C = 2. H=2.90 mm.

5. (E) Packing Options

- E = 3. Film + Tube

- E = 4. Film + Reel

Dimensions

$$A = 1.00 \left(\frac{XX}{2} - 1 \right) \quad B = 1.00 \left(\frac{XX}{2} \right) + 0.20$$

(XX) = Number of circuits