

DUAL ROW TOP ENTRY SMT HEADER



1542 SERIES. 1.27 x 2.54 mm. (0.050 x 0.100") pitch.

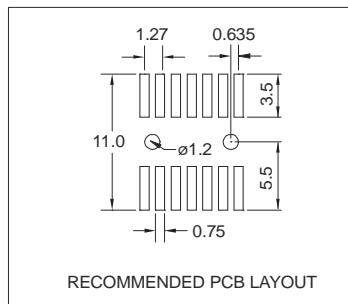
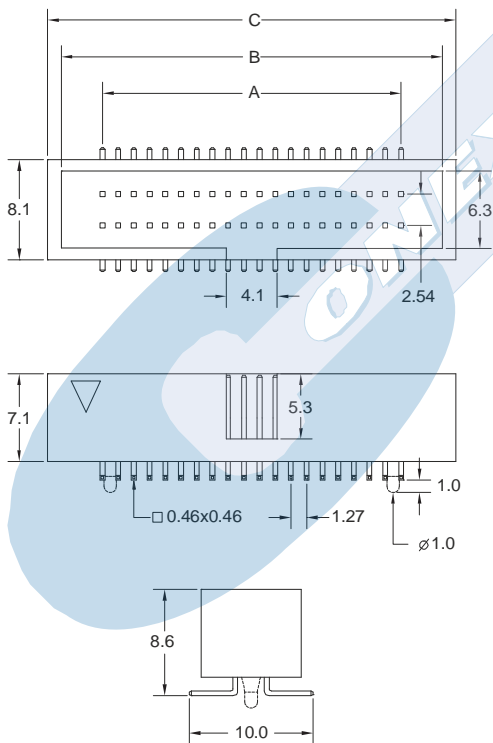
General Features

- Available in 10, 14, 16, 20, 26, 30, 34, 36, 40, 50, 60, 68, 70, 80, 90 and 100 circuits
- Mates with IDC connectors 1541 series
- Gold plated 0.46 mm square pin
- Fully shrouded with polarized slot

Materials

- Insulator: LCP, glass reinforced, rated UL 94V-0
- Terminal: Phosphor bronze
- Operating temperature. -25°C to +85°C
- RoHS compliant

Dimension Information




Electrical Features

- Voltage rating: < 250V
- Current rating: < 1 A
- Contact resistance: < 30 mΩ
- Dielectric withstanding Voltage: 250 V AC/minute
- Insulation resistance: >1000 MΩ

Mechanical Features

- Durability: 50 Cycles



Ordering Information:

1542 - T - XXX

1 2 3

1. Connector Series

2. (T) Contact Plating

- T = 2. Tin plated
- T = 3. Gold flash over nickel
Recommended Finish
- T = 5. 15μ" gold over nickel
- T = 6. 30μ" gold over nickel

3. (XX) Number of circuits

- Available in 10 through 100 circuits

Dimensions: (In mm.)

$$A = 1.27 \left(\frac{XX}{2} - 1 \right) = 1.27 \left(\frac{XX}{2} \right) + 5.40 = 1.27 \left(\frac{XX}{2} \right) + 7.60$$

(XX) = Number of circuits