

DUAL ROW VERTICAL SOCKET



2048 SERIES. 2.00 x 2.00 mm. (0.079 x 0.079") pitch.

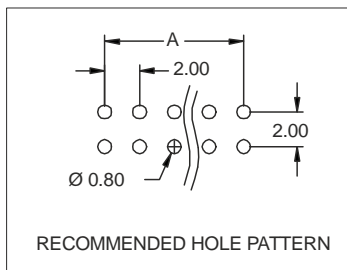
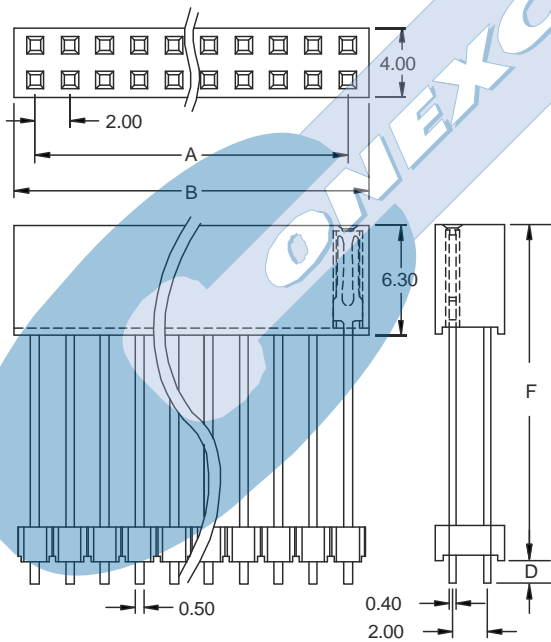
General Features

- Available in 4 through 80 circuits
- Mates with pin header 2.00 mm. pitch 2026, 2027, 2028, 2029, 2075, 2076, 2160, 2037 and 2177 series
- Accepts 0.50 mm. square pin
- U-contact with different plating and pin length
- Contact Sales Office

Materials

- Insulator: Polyester nylon 6T UL 94 V-0
- Contact: phosphor bronze
- Operating temperature: -40°C to +105°C
- RoHS compliant

Dimension Information



DIMENSIONS

$$A = 2.00 \left(\frac{XX}{2} - 1 \right) \quad B = 2.00 \left(\frac{XX}{2} \right) + 0.30$$


(XX) = Number of circuits

Electrical Features

- Voltage rating: < 125V
- Current rating: < 2 A
- Contact resistance: < 20 mΩ
- Dielectric withstanding voltage: 500 V AC/minute
- Insulation resistance: >1000 MΩ
- Capacitance: < 2pF at 1 KHz.

Mechanical Features

- Insertion force receptacle/plug: < 0,30 Kgf/pin
- Unmating force receptacle/plug: > 0,02 Kgf/pin
- Contact retention force to housing: > 0,300Kgf/pin
- Durability: 50 cycles



Ordering Information:

2048 - T- XX- C
 1 2 3 4

1. Connector Series

2. (T) Contact Plating

- T = 2. Tin plated
- T = 3. Gold flash over nickel
Recommended Finish
- T = 5. 15μ" gold over nickel
- T = 6. 30μ" gold over nickel
- T = 13. Sel. gold flash over nickel overall
- T = 15. 15μ" sel. gold over nickel overall
- T = 16. 30μ" sel. gold over nickel overall

3. (XX) Number of circuits

- Available in 4 through 80 circuits

4. (C) Pin Dimensions

- C = 1. F = 9.35 mm.; D = 2.28 mm.
- C = 2. F = 9.70 mm.; D = 12.00 mm.
- C = 7. F = 8.35 mm.; D = 3.40 mm.
- C = 8. F = 15.80 mm.; D = 3.10 mm.
- C = 9. F = 13.85 mm.; D = 3.70 mm.
- C = 10. F = 13.00 mm.; D = 8.60 mm.
- C = 11. F = 8.35 mm.; D = 9.15 mm.