

DUAL ROW SMT VERTICAL SOCKET



2472 SERIES. 2.54 mm (0.100") pitch. Top and bottom entry.

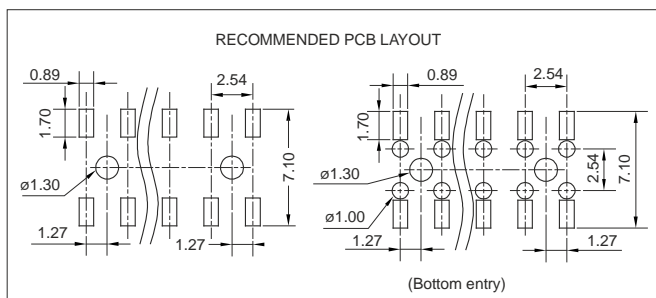
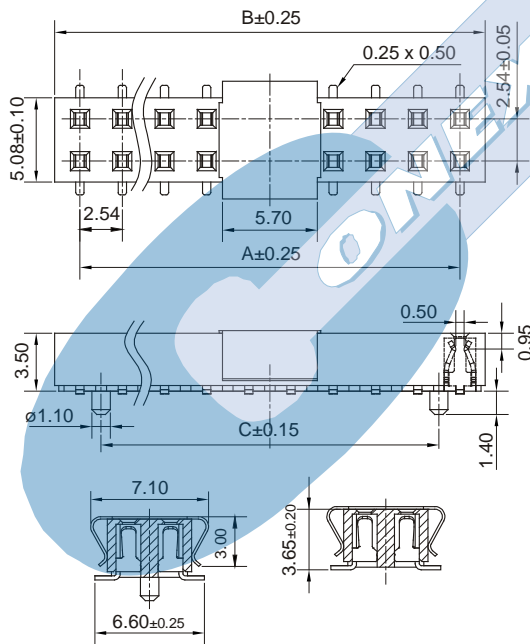
General Features

- Available in 4 through 80 circuits
- Mates with pin header 2.54 mm pitch 2558, 2559, 2458, 2582, 2583, 2666, 2667, 2468 and 2579 series
- Accept 0.64 square pin
- Low profile 3.65 mm. high
- Dual beam contact with different plating

Materials

- Insulator: High temperature thermoplastic UL 94 V-0
- Contact: Phosphor bronze
- Operating temperature: -40°C to +105°C
- RoHS compliant

Dimension Information



DIMENSIONS

$$A = 2.54 \left(\frac{XX}{2} - 1 \right) \quad B = 2.54 \left(\frac{XX}{2} \right) \quad C = 2.54 \left(\frac{XX}{2} - 2 \right)$$

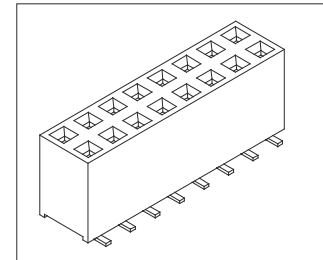
(XX) = Number of circuits

Electrical Features

- Voltage rating: < 250V
- Current rating: < 3 A
- Contact resistance: < 20 mΩ
- Dielectric withstanding voltage: 600 V AC/minute
- Insulation resistance: >1000 MΩ
- Capacitance: < 2 pF at 1 KHz

Mechanical Features

- Insertion force receptacle/plug: < 0,40 Kgf/pin
- Unmating force receptacle/plug: > 0,03 Kgf/pin
- Contact retention force to housing: > 0,50 Kgf/pin
- Durability: 50 cycles



Ordering Information:

2472- **T-** **XX-** **P** **E**
 1 2 3 4 5

1. Connector Series

2. (T) Contact Plating

- T = 2. Tin plated
- T = 3. Gold flash over nickel
Recommended Finish
- T = 5. 15µ" gold over nickel
- T = 6. 30µ" gold over nickel
- T = 13. Sel. gold flash over nickel overall
- T = 15. 15µ" sel. gold over nickel overall
- T = 16. 30µ" sel. gold over nickel overall

3. (XX) Number of circuits

- Available in 4 through 80 circuits

4. (P) Fixing Options

- P = 1. Without fixing post
- P = 2. With fixing post

5. (E) Packing Options

- E = 1. Tube + Pad
- E = 2. Reel + Pad