

# SINGLE ROW SIDE ENTRY HEADER



## 2522 SERIES. 2.50 mm. (0.098") Pitch.

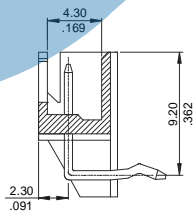
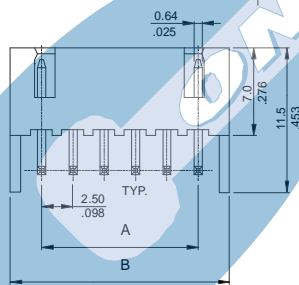
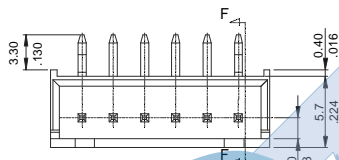
### General Features

- Available in 2 through 20 circuits
- Mates with 2.50 mm. pitch crimp housing 2520 series and PCB connectors 2621 and 2622 series
- Tin plated 0.64 mm. square pin
- Fully shrouded with polarized slot

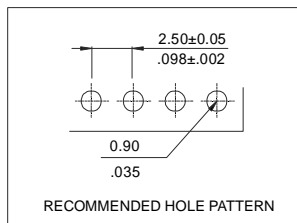
### Materials

- Insulator: Nylon 6/6 UL 94 V-0
- Terminal: Tin plated brass
- Operating temperature. -25°C to +85°C
- RoHS compliant

### Dimensional Information



SEC. F-F




### Electrical Features

- Voltage Rating: < 250 V
- Current Rating: < 3 A
- Contact resistance: < 20 mΩ
- Dielectric withstanding voltage: 1000 V AC/minute
- Insulation resistance: >1000 MΩ

### Mechanical Features

- Pin retention force to insulator: > 1.00 Kgf
- Durability: 25 cycles



**2522 - 2- XX- 1**

1 2 3

1. Connector Serie

3. (XX) Number of circuits

- Available in 2 through 20 circuits

Dimensions: (in mm.)

A = 2.50 x (XX\*-1)

B = 2.50 x (XX\*)+2.50

\*XX (Number of circuits)