

# SINGLE ROW VERTICAL SOCKET 7.10 mm.



## 2596 SERIES. 2.54 mm (0.100") pitch.

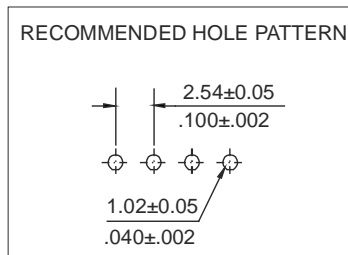
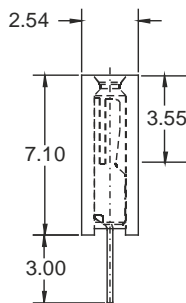
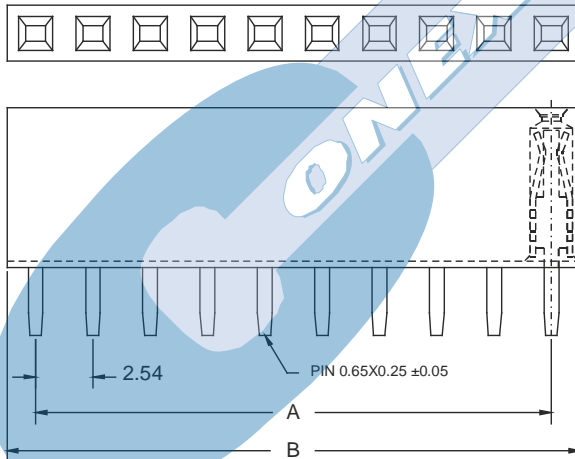
### General Features

- Available in 2 through 40 circuits
- Mates with pin header 2.54 mm pitch 2556, 2549, 2548, 2590, 2567, 2542, 2589 and 2578 series
- Accept 0.64 square pin
- 7.10 mm high
- Dual beam contact with different plating

### Materials

- Insulator: High temperature thermoplastic UL 94 V-0
- Contact: Phosphor bronze
- Operating temperature: -40°C to +105°C
- RoHS compliant

### Dimension Information

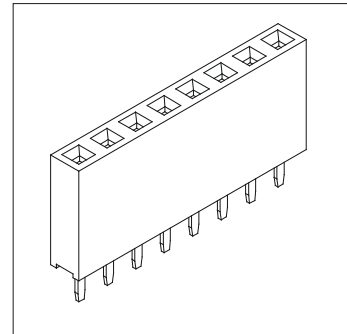


### Electrical Features

- Voltage rating: < 250V
- Current rating: < 3 A
- Contact resistance: < 20 mΩ
- Dielectric withstanding voltage: 600 V AC/minute
- Insulation resistance: >1000 MΩ
- Capacitance: < 2 pF at 1 KHz

### Mechanical features

- Insertion force receptacle/plug: < 0,40 Kgf/pin
- Unmating force receptacle/plug: > 0,03 Kgf/pin
- Contact retention force to housing: > 0,50 Kgf/pin
- Durability: 50 cycles



### Ordering Information:

**2596 - T- XX- 1**  
 1            2            3

#### 1. Connector Series

#### 2. (T) Contact Plating

- T = 2. Tin plated
- T = 3. Gold flash over nickel  
Recommended Finish
- T = 5. 15μ" gold over nickel
- T = 6. 30μ" gold over nickel
- T = 13. Sel. gold flash over nickel overall
- T = 15. 15μ" sel. gold over nickel overall
- T = 16. 30μ" sel. gold over nickel overall

#### 3. (XX) Number of circuits

- Available in 2 through 40 circuits

**Dimensions:** (In mm.)

**A** = 2.54 x (XX\*-1)

**B** = 2.54 x (XX)

\* **XX** (Number of circuits)