

BOARD TO BOARD TOP ENTRY CONNECTOR



3915 SERIES. 3.96 mm (0.156") pitch.

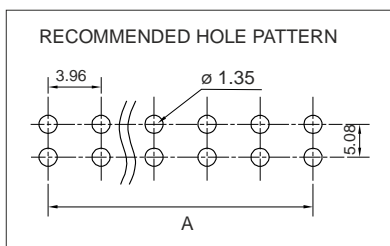
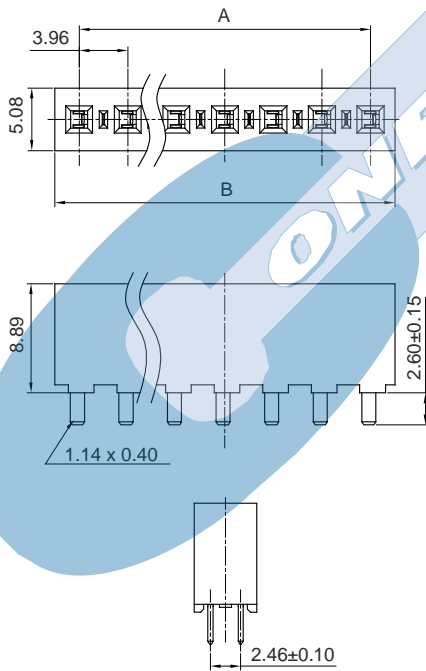
General Features

- Available in 2 through 24 circuits
- Mates with 3.96 mm pin header 1.14 mm square/round pin 3986, 3987, 3988, 3917, 3918, 3919 and 3920 Series
- Box contact PCB female terminal

Materials

- Insulator: High temperature plastic UL 94 V-0
- Contact: Tin plated phosphor bronze
- Operating temperature: -25°C to +125°C
- RoHS compliant

Dimensional Information




Electrical Features

- Voltage rating: < 250V
- Current rating: < 7 A
- Contact resistance: < 20 mΩ
- Dielectric withstanding voltage: 1500 V AC/minute
- Insulation resistance: >1000 MΩ
- Capacitance: < 2 pF at 1 KHz

Mechanical Features

- Insertion force receptacle/plug: < 0.70 Kgf/pin
- Unmating force receptacle/plug: > 0.05 Kgf/pin
- Durability: 50 cycles



Ordering Information:

3915 - T- XX- 1
1 2 3

1. Connector Series

2. (T) Contact Plating

- T = 2. Tin plated
Recommended Finish

3. (XX) Number of circuits

- Available in 2 through 24 circuits

Dimensions: (In mm.)

A = 3.96 x (XX*-1)

B = 3.96 x (XX*)

* XX (Number of circuits)