

# D/ ROW TOP ENTRY HEADER LOW PROFILE



## 4431 SERIES. 2.00 x 2.00 mm. (0.079 x 0.079") pitch. With eject latch levers.

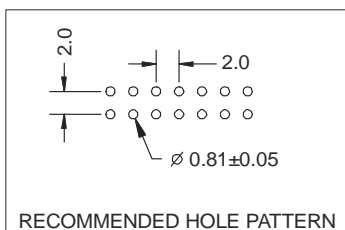
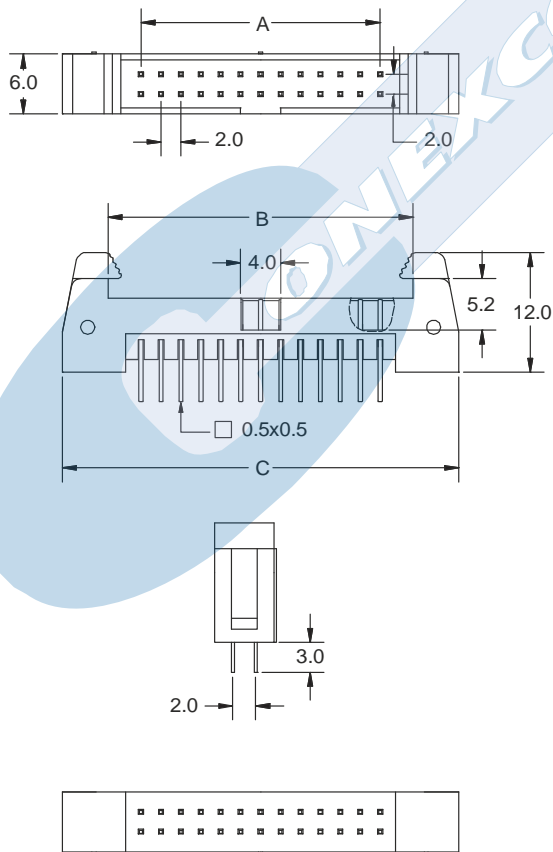
### General Features

- Available in 10, 12, 14, 16, 20, 22, 24, 26, 30, 34, 40, 44 and 50 circuits
- Mates with IDC connectors 2051 series
- Gold plated 0.50 mm square pin
- Fully shrouded with polarized slot

### Materials

- Insulator: Nylon 66, glass reinforced, rated UL 94V-0
- Terminal: Brass
- Operating temperature. -25°C to +85°C
- RoHS compliant

### Dimension Information




### Electrical Features

- Voltage rating: < 250V
- Current rating: < 1 A
- Contact resistance: < 30 mΩ
- Dielectric withstanding Voltage: 500 V AC/minute
- Insulation resistance: > 1000 MΩ

### Mechanical Features

- Durability: 50 Cycles



### Ordering Information:

**4431 - T- XX- 0**  
 1            2            3            4

#### 1. Connector Series

#### 2. (T) Contact Plating

- T = 2. Tin plated
- T = 3. Gold flash over nickel  
Recommended Finish
- T = 5. 15μ" gold over nickel
- T = 6. 30μ" gold over nickel

#### 3. (XX) Number of circuits

- Available in 10 through 50 circuits

### Dimensions: (In mm.)

$$A = 2.00 \left( \frac{XX}{2} - 1 \right) \quad B = 2.00 \left( \frac{XX}{2} \right) + 4.60 \quad C = 2.00 \left( \frac{XX}{2} \right) + 13.80$$

(XX) = Number of circuits