

D/ ROW TOP ENTRY PCB SMT FEMALE CON.



5434 SERIES. 2.54 x 2.54 mm. (0.100 x 0.100") pitch.

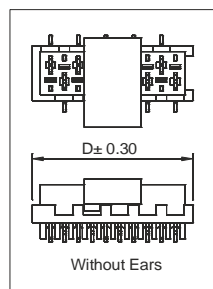
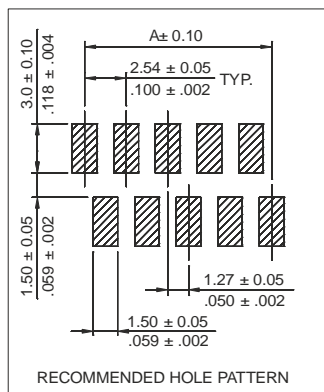
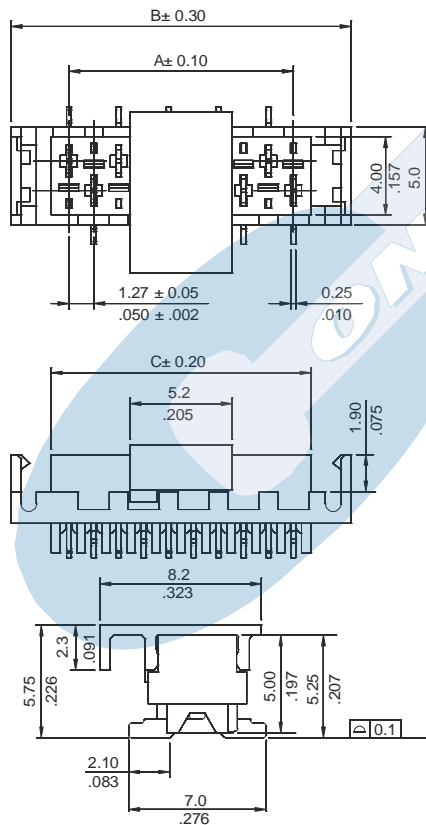
General Features

- Available in 4 through 26 circuits
- Mates with 2.54 mm PCB connectors 5427, 5728, 5429 and 5430 series
- Allows connections cable to PCB
- With/Without latch

Materials

- Insulator: PBT + 15% GF UL 94V-0
- Terminal: Phosphor bronze
- Operating temperature. -25°C to +85°C
- RoHS compliant

Dimension Information




Electrical Features

- Voltage rating: < 250V
- Current rating: < 1.50 A
- Contact resistance: < 10 mΩ
- Dielectric withstanding Voltage: 500 V AC/minute
- Insulation resistance: >1000 MΩ

Mechanical Features

- Pin retention force to insulator: > 0.50 Kgf
- Mating force: < 0.50 Kgf per contact
- Un-mating force: > 0.10 Kgf per contact
- Durability: 25 Cycles



Ordering Information:

5434 - T- XX- S E
 1 2 3 4 5

1. Connector Series

2. (T) Contact Plating

- T = 2. Tin plated

3. (XX) Number of circuits

- Available in 4 through 26 circuits

4. (S) Latch Type

- S = 1. Without latch
- S = 2. With latch

5. (E) Packing Options

- E = 1. Tube+Pad
- E = 2. Reel+Pad

Dimensions:

A = 1.27 x (XX-1)
 B = 1.27 x (XX)+4.60
 C = 1.27 x (XX)+0.53
 D = 1.27 x (XX)+2.00

(XX) = Number of circuits