

DUAL ROW SIDE ENTRY BOX HEADER



5447 SERIES. 2.54 x 2.54 mm. (0.100 x 0.100") pitch.

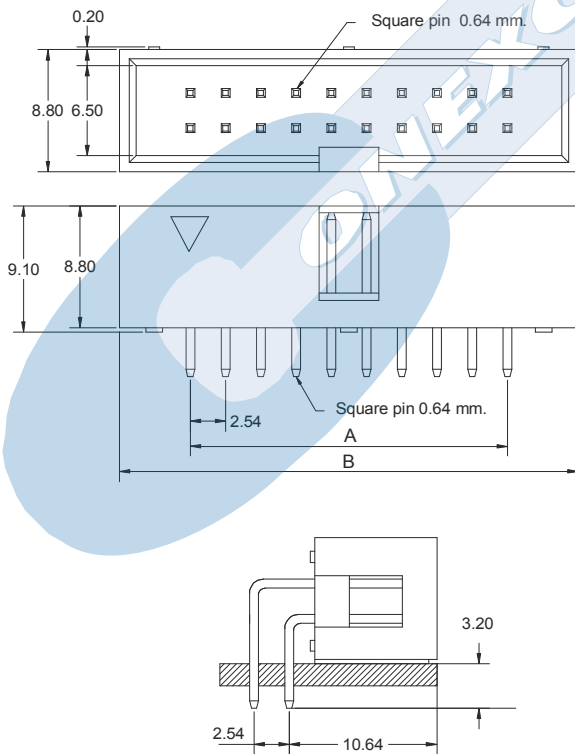
General Features

- Available in 6, 8, 10, 12, 14, 16, 20, 24, 26, 30, 34, 40, 44, 50, 60 and 64 circuits
- Mates with 2.54 mm crimp housing 2646 series, IDC conn. 5435 series and PCB connectors 5448 and 5449 Series
- Gold plated 0.64 mm. square pin
- Fully shrouded with polarized slot.

Materials

- Insulator: PBT UL 94 V-0
- Terminal: gold plated brass
- Operating temperature. -25°C to +85°C
- RoHS compliant

Dimension Information

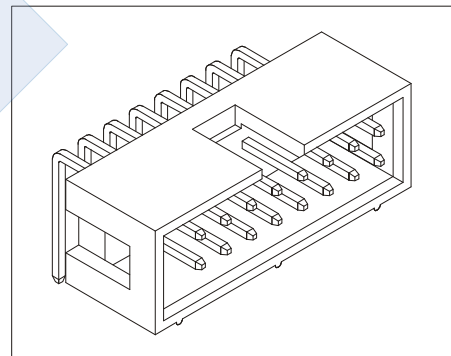


Electrical Features

- Voltage rating: < 250V
- Current rating: < 2 A
- Contact resistance: < 20 mΩ
- Dielectric withstanding Voltage: 800 V AC/minute
- Insulation resistance: >1000 MΩ

Mechanical Features

- Pin retention force to insulator: > 1.00 Kgf
- Durability: 50 Cycles



Ordering Information:

5447 - T - XX - 0
 1 2 3 4

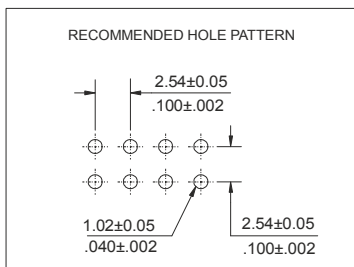
1. Connector Series

2. (T) Contact Plating

- T = 2. Tin plated
- T = 3. Gold flash over nickel
Recommended Finish
- T = 5. 15μ" gold over nickel
- T = 6. 30μ" gold over nickel

3. (XX) Number of circuits

- Available in 6 through 64 circuits



Dimensions: (In mm.)

$$A = 2.54 \left(\frac{XX}{2} - 1 \right) \quad B = 2.54 \left(\frac{XX}{2} \right) + 7.62$$

(XX) = Number of circuits