

# DUAL ROW SIDE ENTRY SOCKET



## 5459 SERIES. 2.54 mm (0.100") pitch. With Polarisation Bump

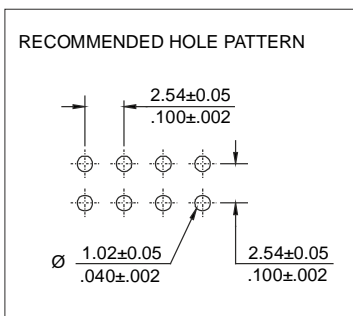
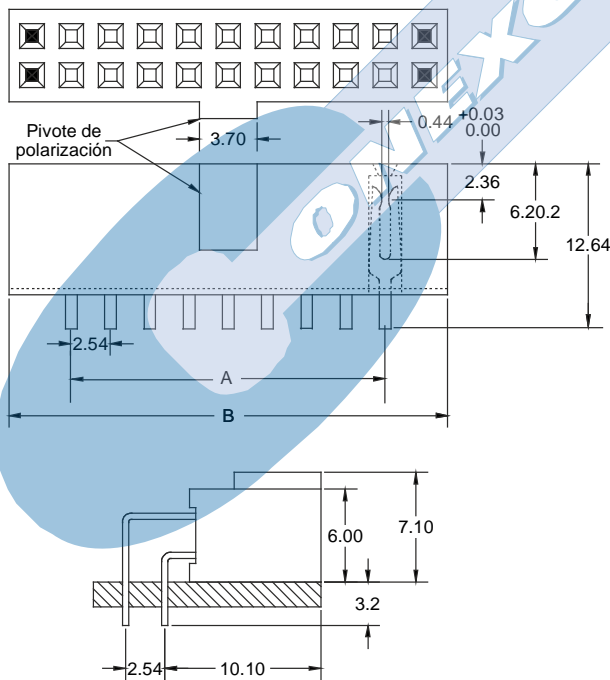
### General Features

- Available in 6 through 72 circuits
- Mates with pin header 2.54 mm pitch 5446, 5447, 4455 and 5543 series
- Accept 0.64 square pin
- U contact with different plating

### Materials

- Insulator: PBT UL 94 V-0
- Contact: Phosphor bronze
- Operating temperature: -40°C to +105°C
- RoHS compliant

### Dimension Information

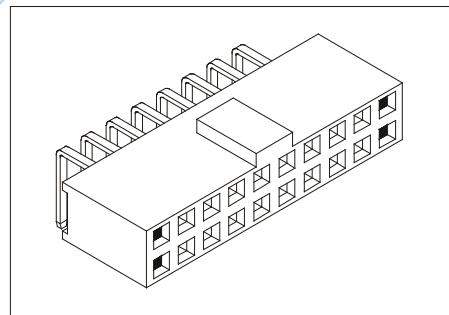


### Electrical Features

- Voltage rating: < 250V
- Current rating: < 3 A
- Contact resistance: < 20 mΩ
- Dielectric withstanding voltage: 600 V AC/minute
- Insulation resistance: >1000 MΩ
- Capacitance: < 2 pF at 1 KHz

### Mechanical Features

- Insertion force receptacle/plug: < 0,40 Kgf/pin
- Unmating force receptacle/plug: > 0,03 Kgf/pin
- Contact retention force to housing: > 0,50 Kgf/pin
- Durability: 50 cycles



### Ordering Information:

**5459 - T- XX- 1**  
 1            2            3

#### 1. Connector Series

#### 2. (T) Contact Plating

- T = 2. Tin plated
- T = 3. Gold flash over nickel  
Recommended Finish
- T = 5. 15µ" gold over nickel
- T = 6. 30µ" gold over nickel
- T = 13. Sel. gold flash over nickel overall
- T = 15. 15µ" sel. gold over nickel overall
- T = 16. 30µ" sel. gold over nickel overall

#### 3. (XX) Number of circuits

- Available in 6 through 72 circuits

### DIMENSIONS

$$A = 2.54 \left( \frac{XX}{2} - 1 \right) \quad B = 2.54 \left( \frac{XX}{2} \right) + 7.54$$

(XX) = Number of circuits