

STRAIGHT HEADER RAST 5.0

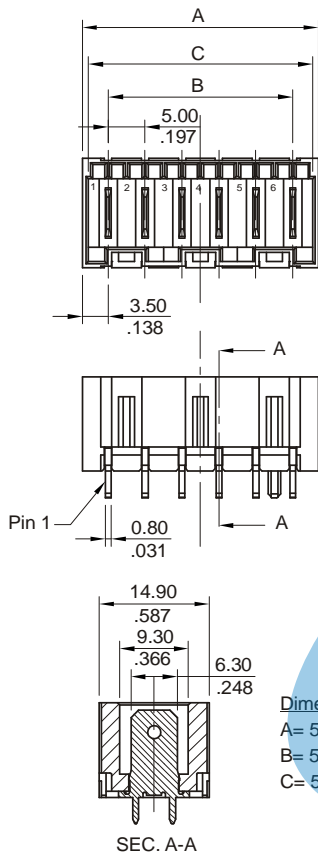


5527 SERIES. 5.00 mm. (0.197").

Features

- Available in 2 through 12 circuits
- Insulator Material: PBT UL 94V-0
- Mate with 5525 series socket
- Polarised with locking ribs
- Current Rating 16 A AC, DC
- Consult options with the Sales Office

Dimensional Information



Dimensiones
 A= 5.0 mm. x N° circ. + 2.00 mm.
 B= 5.00 mm. X N° of spaces
 C= 5.0 mm. x N° circ. + 0.2 mm.

Ordering Information

5527 - 2- XX- PP- C- R
 1 2 3 4 5 6

1. Connector Serie

3. (XX) Circuit Size

- Available in 2 through 12 circuits

4. (PP) Polarisation Options

- Check enclosed Table (Pages 46 – 47)

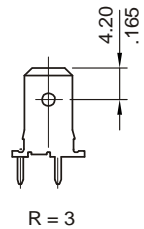
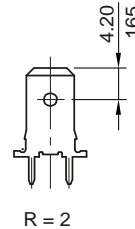
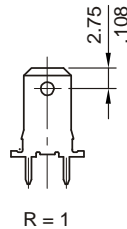
5. (C) Colour

- C = 1. White
- C = 2. Blue

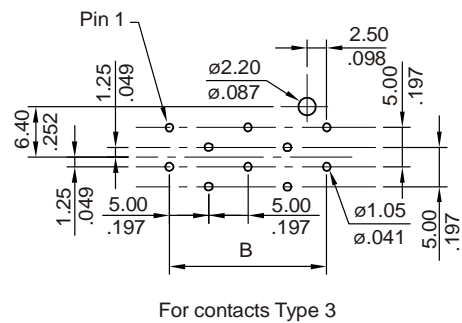
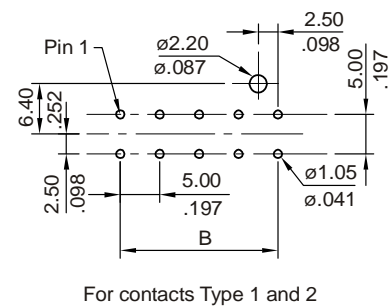
6. (R) Contact Type

- R = 1. 2.75 mm.
- R = 2. 4.20 mm.
- R = 3. 4.20 mm.

Contact Type



RECOMMENDED HOLE PATTERN



RAST 5.0 KEY LOCK OPTIONS



● Circuit Size and Key Lock (Top Side View)

Type	0A	0B	0C	0D	0E	0F	0G	0H	0I	0K	0L	0M	0N	0O	0P
POL / RET 2 Circ.															

0Q	80

Type	0A	0B	0C	0D	0E	0F	0G	0H	0I	0K	80	81
POL / RET 3 Circ.												

Type	0A	0B	0C	0D	0E	0F	0G	0I	02
POL / RET 4 Circ.									

03	04	05	80	81	82

Type	0A	0B	0C	0D	05	06	80	81
POL / RET 5 Circ.								

83	84

Type	0A	0B	0C	0D	0E	01
POL / RET 6 Circ.						

04	06	14	80	81

Type	0A	0B	1B	0C	03
POL / RET 7 Circ.					

04	14	34	80	81

Type	0C	0D	08	10	80
POL / RET 8 Circ.					

81

RAST 5.0 KEY LOCK OPTIONS



- Circuit Size and Key Lock (Top Side View)

Type	0A	0B	0C	0D
POL / RET 9 Circ.				

08	80	81

Type	0A	01	02	80
POL / RET 10 Circ.				

Type	0A	0B	0C	01
POL / RET 11 Circ.				

13	80

Type	80
POL / RET 12 Circ.	

