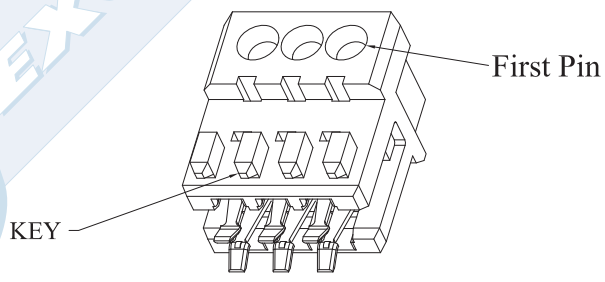
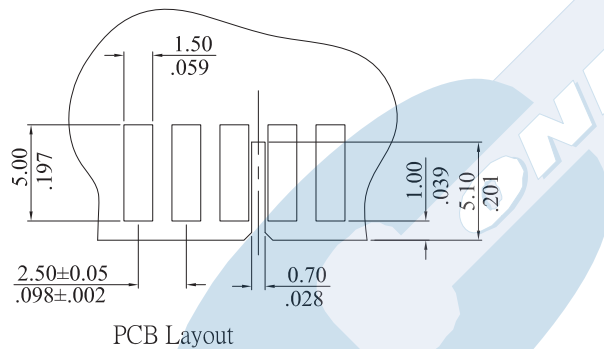
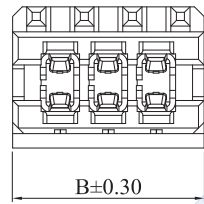


RoHS COMPLIANT

A=2.50\*(No. of circuit-1)  
B=A+5.0



- Notes:
1. Insulator: Thermalplastic PA66+30% G/F  
UL94V-0, Nature
  2. Terminal: Phosphor bronze  
Finish: Tin plated 120u" min. overall
  3. Applicable wire : AWG 22~24  
Max. insulator Diameter 1.7mm

**Ordering Information:**

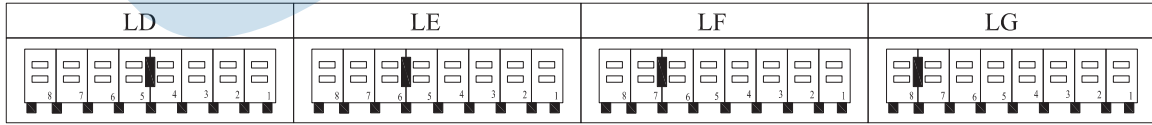
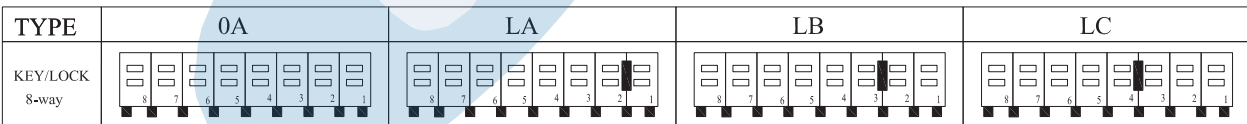
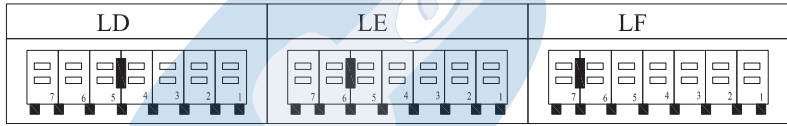
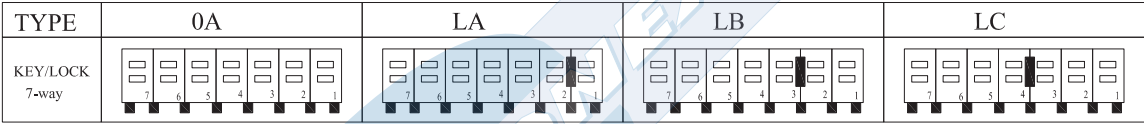
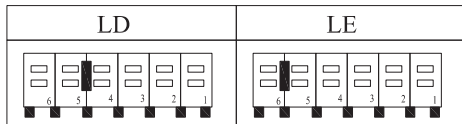
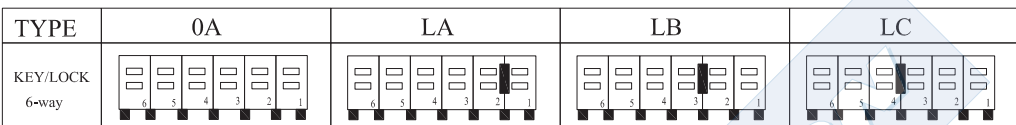
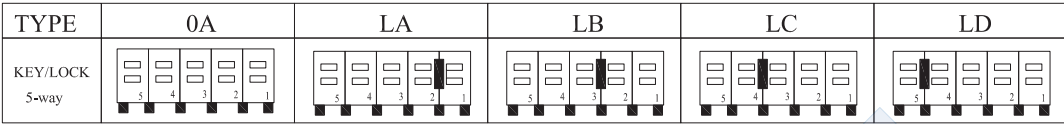
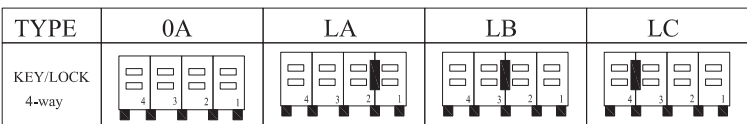
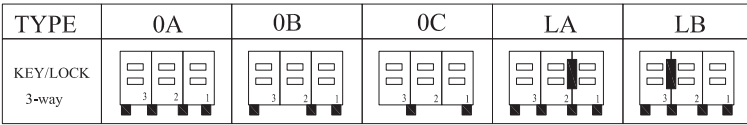
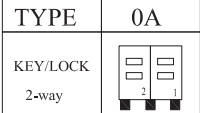
**5530-2- (XX)-1- PK**

1. **(XX)** = N° of circuits  
(available 2 to 10 circuits)
2. **PK** = key position options  
(Check pages 2 - 3 and replace PK for the chosen option )



				APPROVED:			PART NO.:				
				DATE:			5530-2(XX)1PK				
				CHECKED:			TITLE:				
				DATE:			Socket				
B ES110215				DRAWN:			DRAWING NO.:				
				DATE:			5530				
A DWG REL				ANGULAR ±1°			UNITS	SCALE	SIZE	SHEET	REV.
							mm	1:1	A4	1/3	B
REV.	ECO. NO.	CHG.	APP.								

RoHS COMPLIANT



GENERAL TOLERANCES:  
(UNLESS SPECIFIED)

	mm	inch
1 PLACE	± 0.30	± --
2 PLACES	± 0.20	± .012
3 PLACES	± 0.10	± .008
4 PLACES	± --	± .004

ANGULAR ±1°

APPROVED:

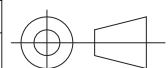
DATE:

CHECKED:

DATE:

DRAWN:

DATE:



PART NO.:

5530-2(XX)1PK

TITLE:

Socket

DRAWING NO.:

5530

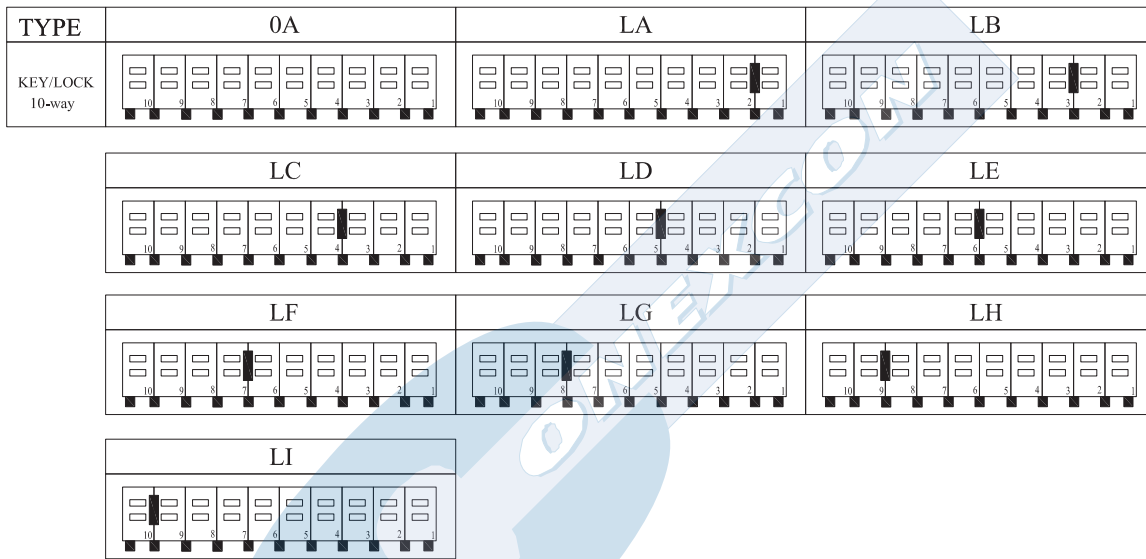
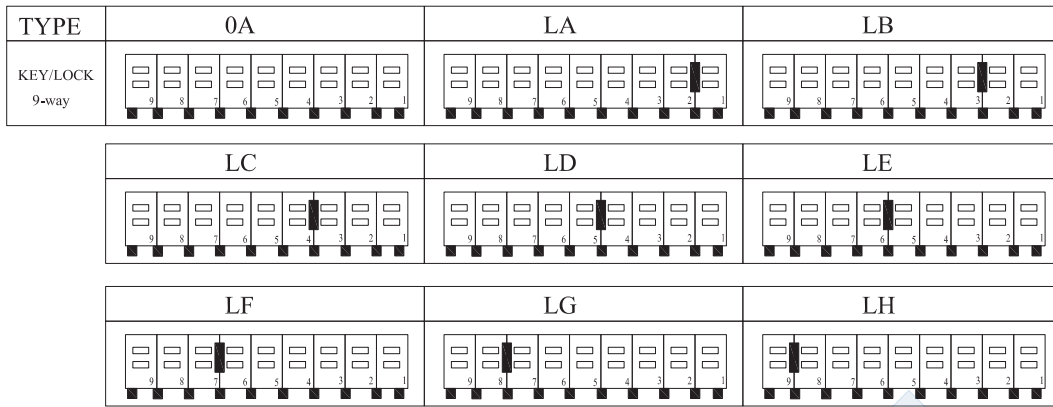
B	ES110215		
---	----------	--	--

A	DWG REL		
---	---------	--	--

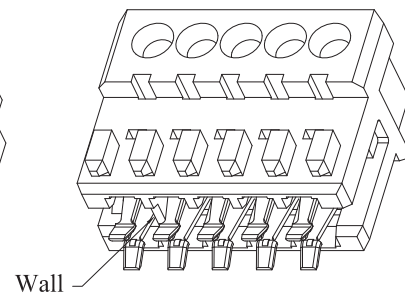
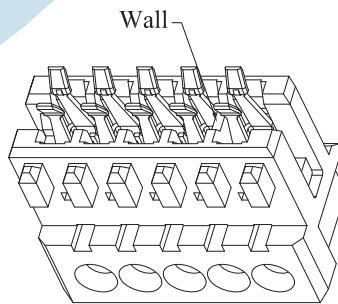
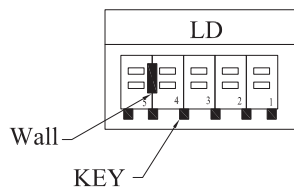
REV.	ECO. NO.	CHG.	APP.
------	----------	------	------

UNITS	SCALE	SIZE	SHEET	REV.
mm	1:1	A4	1/3	B

RoHS COMPLIANT



For example:



APPROVED:

PART NO.:

5530-2(XX)1PK

DATE:

CHECKED:

TITLE:

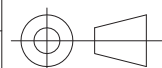
Socket

DATE:

DRAWN:

DRAWING NO.:

5530



UNITS

SCALE

SIZE

SHEET

REV.

mm

1:1

A4

1/3

B

GENERAL TOLERANCES:  
(UNLESS SPECIFIED)

	mm	inch
1 PLACE	± 0.30	± --
2 PLACES	± 0.20	± .012
3 PLACES	± 0.10	± .008
4 PLACES	± --	± .004

ANGULAR ±1°

B	ES110215		
A	DWG REL		
REV.	ECO. NO.	CHG.	APP.