

SIDE ENTRY PCB JACK FCC-68



7636 SERIES. Right angle PCB jack.

General Features

- Available in 6/4, 6/6, 8/8 and 10/10 circuits
- Standard telephone jack FCC-68
- Low profile 12.57 mm.
- Accept standard plugs FCC-68
- Selective gold plating with different plating
- Bifurcated plastic foot print
- With / without panel stop

Materials

- Insulator: Thermoplastic UL 94V-0
- Contact: 0.35 mm thickness phosphor bronze
- Operating temperature. -25°C to + 85°C
- RoHS compliant

Dimensional Information

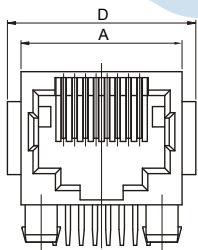
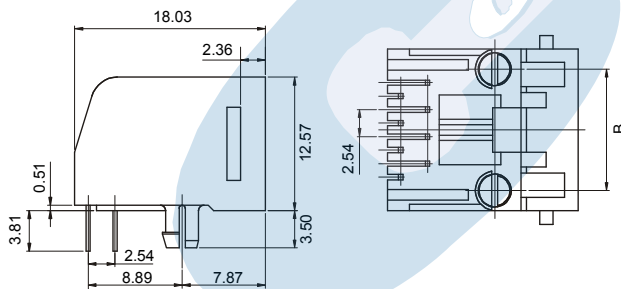
Electrical Features

- Voltage rating: < 125V
- Current rating: < 1.50 A
- Contact resistance: < 20 mΩ
- Dielectric withstanding voltage: 300 V AC/minute
- Insulation resistance: >1000 MΩ

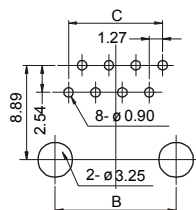
Mechanical Features

- Durability: 1000 cycles

Circuits	Part Number			Dimensions			
	With Panel Stop	W/O Panel Stop	P. Stop + key	A	B	C	D
6/2	7636 - T621	7636 - T622	-	13.21 (0.520)	10.16 (0.400)	1.27 (0.050)	15.74 (0.620)
6/4	7636 - T641	7636 - T642	-	13.21 (0.520)	10.16 (0.400)	3.81 (0.150)	15.74 (0.620)
6/6	7636 - T661	7636 - T662	-	13.21 (0.520)	10.16 (0.400)	6.35 (0.250)	15.74 (0.620)
8/6	7636 - T861	7636 - T862	-	15.24 (0.600)	11.43 (0.450)	6.35 (0.250)	17.78 (0.700)
8/8	7636 - T881	7636 - T882	7636 - T884	15.24 (0.600)	11.43 (0.450)	8.89 (0.350)	17.78 (0.700)
10/10	7636 - T101	7636 - T102	7636 - T104	15.24 (0.600)	11.43 (0.450)	8.89 (0.350)	17.78 (0.700)



MECANIZADO RECOMENDADO



T = Plating Options

- T = 4. 10µ" gold over nickel
- T = 5. 15µ" gold over nickel
- T = 6. 30µ" gold over nickel
- T = 7. 50µ" gold over nickel

