

# TOP ENTRY PCB JACK FCC-68



## 7637 SERIES. Vertical PCB jack.


### General Features

- Available in 6/4, 6/6 and 8/8 circuits
- Standard telephone jack FCC-68
- 16.00 mm. height
- Accept standard plugs FCC-68 type
- Selective gold plating with different finish
- Bifurcated plastic foot print. Available Cat. 5e
- With / Without panel stop

### Materials

- Insulator: Thermoplastic UL 94V-0
- Contact: 0.35 mm thickness phosphor bronze
- Operating temperature. -25°C to + 85°C
- RoHS compliant

### Dimensional Information



### Electrical Features

- Voltage rating: < 125V
- Current rating: < 1.50 A
- Contact resistance: < 20 mΩ
- Dielectric withstanding voltage: 300 V AC/minute
- Insulation resistance: >1000 MΩ

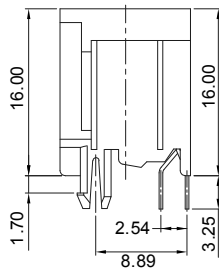
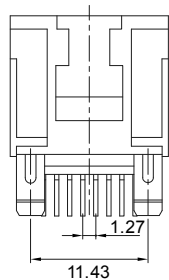
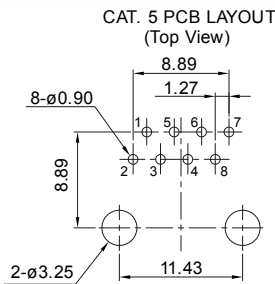
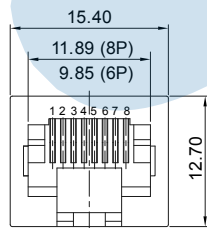
### Mechanical Features

- Durability: 1000 cycles

Circuits	Part Number		Dimensions		
	W/O Panel Stop	With Panel Stop	A	B	C
6/4	7637 – T640	7637 – T641	17.80 (0.700)	11.43 (0.450)	3.81 (0.150)
6/6	7637 – T660	7637 – T661	17.80 (0.700)	11.43 (0.450)	6.35 (0.250)
8/8	7637 – T880	7637 – T881	17.80 (0.700)	11.43 (0.450)	8.89 (0.350)
8/8 (Polariz.)	7637 – T883	7637 – T882	17.80 (0.700)	11.43 (0.450)	8.89 (0.350)
8/8 cat. 5e	7637 – T884	7637 – T885	17.80 (0.700)	11.43 (0.450)	8.89 (0.350)

### T = Contact Plating

- T = 4. 10μ" gold over 50μ" nickel
- T = 5. 15μ" gold over 50μ" nickel
- T = 6. 30μ" gold over 50μ" nickel
- T = 7. 50μ" gold over 50μ" nickel



### STANDARD PCB LAYOUT (Top View)

