

TOP ENTRY PCB MOUNT D-SUB RECEPTACLE



8011 SERIES. For PCB Solder

Features

- Available in 9, 15, 25, 37 and 50 circuits
- Insulator Material: Glass filled polyester UL 94V-0
- Contact Material: Brass
- Different plating options are available
- Shell: Steel, tin plated as standard
- Optional: #4-40 UNC hexagonal standoff or clinch nuts
- Other options: Hoods, mounting screw and accessories
- For other options consult the Sales Office

Dimensional Information

Ordering and Dimensional Information

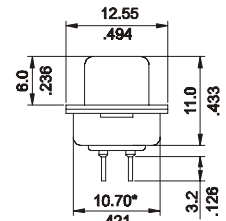
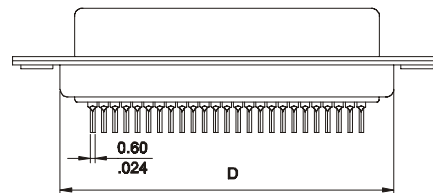
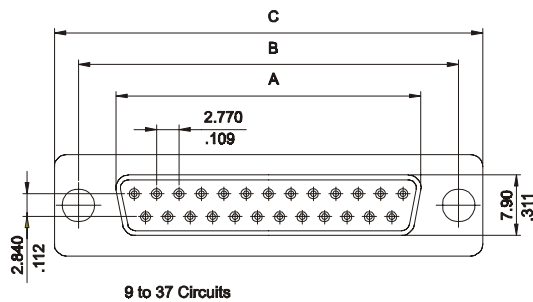
Unit: $\frac{\text{mm.}}{\text{Inch.}}$	Circuit Size	Part Number	Dimensions				
			A	B	C	D	E
	9	8011 - T09C	16.33(0.643)	24.99 (0.984)	30.81 (1.213)	19.23 (0.757)	6.96 (0.274)
	15	8011 - T15C	24.66 (0.971)	33.32 (1.312)	39.14 (1.541)	27.56 (1.085)	6.96 (0.274)
	25	8011 - T25C	38.38 (1.511)	47.04 (1.852)	53.04 (2.088)	41.28 (1.625)	6.91 (0.272)
	37	8011 - T37C	54.84 (2.159)	63.50 (2.500)	69.32 (2.729)	57.73 (2.273)	6.82 (0.269)
	50	8011 - T50C	52.43 (2.064)	61.11 (2.406)	66.93 (2.635)	55.12 (2.170)	6.82 (0.269)

T = Contact Plating

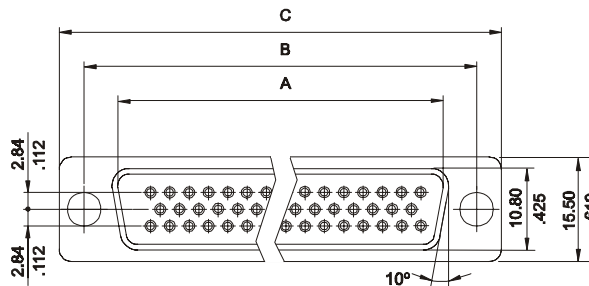
- T = 3. Gold flash over 50 μ " nickel
- T = 4. 10 μ " gold over 50 μ " nickel
- T = 5. 15 μ " gold over 50 μ " nickel
- T = 6. 30 μ " gold over 50 μ " nickel

C = Hardware Options

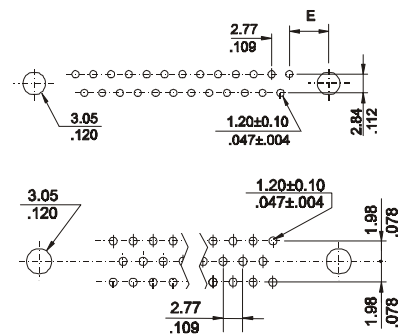
- C = 1. Standard with 3.05mm(.012") dia. mount hole
- C = 3. Whit riveted #4-40 UNC clinch nuts 6mm thickness **T2**
- C = 4. Whit riveted retaining clip ground strap 5.0mm thickness **T1**
- C = 5. With #4.40 UNC hexagonal standoff **D2**



* For 50 circuits this dimension is 13.50mm



RECOMMENDED HOLE PATTERN



C = Hardware Options

