

10.30mm RIGHT ANGLE D-SUB RECEPTACLE



8015 SERIES. For PCB Solder. D-Sub Receptacle

Features

- Available in 9, 15, 25 and 37 circuits
- Insulator Material: Glass filled polyester UL 94V-0
- Contact Material: Phosphor bronze with different plating
- Shell: Steel, tin plated as standard
- Standard connector C = 1 (Riveted ground hooks with #4-40 UNC open)
- For other options consult the Sales Office

Dimensional Information

Ordering and Dimensional Information

Unit: $\frac{\text{mm.}}{\text{Inch.}}$

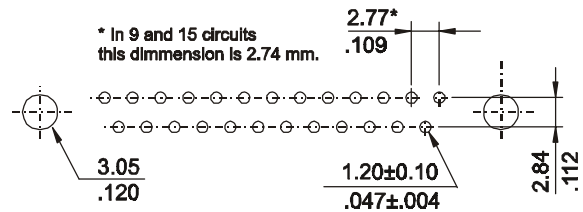
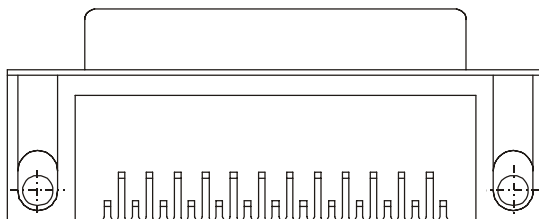
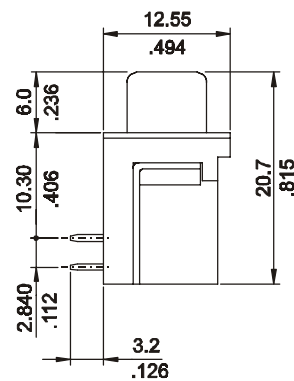
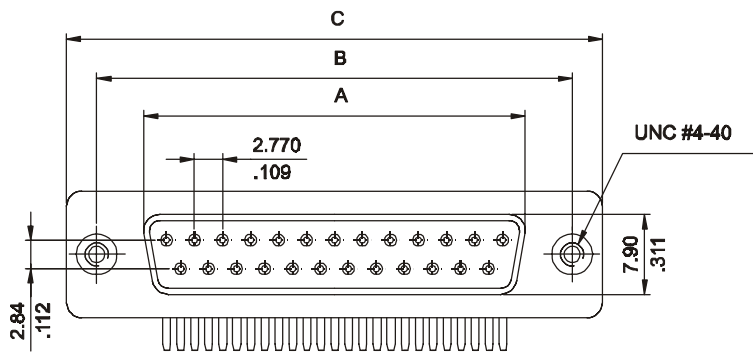
Circuit Size	Part Number	Dimensions		
		A	B	C
9	8015 - T09C	16.33(0.643)	25.00 (0.984)	30.80 (1.213)
15	8015 - T15C	24.66 (0.971)	33.30 (1.311)	39.20 (1.543)
25	8015 - T25C	38.38 (1.511)	47.10 (1.854)	53.10 (2.091)
37	8015 - T37C	54.84 (2.159)	63.50 (2.500)	69.40 (2.732)

T = Contact Plating

- T = 3. Gold flash over 50 μ " nickel
- T = 4. 10 μ " gold over 50 μ " nickel
- T = 5. 15 μ " gold over 50 μ " nickel
- T = 6. 30 μ " gold over 50 μ " nickel

C = Hardware Options

- C = 1. Riveted ground hooks pre-loaded #4.40 UNC Hexagonal screws (standard)
- C = 0. Riveted ground hooks with #4.40 UNC open



RECOMMENDED HOLE PATTERN