

DUAL IN LINE IC SOCKET 1.778 mm.



8305 SERIES. 2.54 DIL IC Socket.

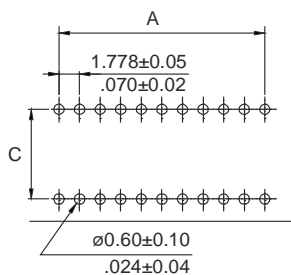
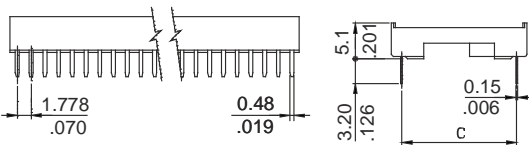
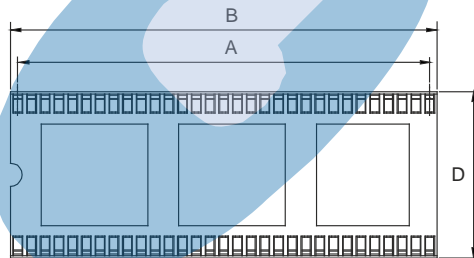
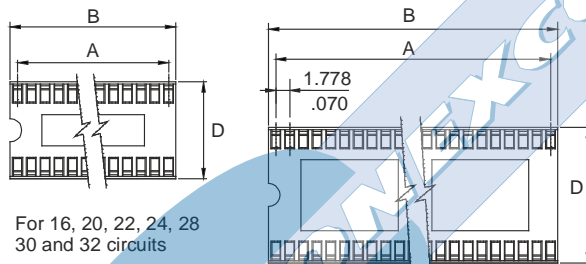
General Features

- Available in 16, 18, 20, 22, 24, 30, 32, 40, 48, 52, 56 and 64 circuits
- Contact area: dual contact tin plating over 50 μ nickel
- Solder area: tin plating over 50 μ nickel
- Anti solder wicking
- Low profile

Materials

- Insulator: Glass filled polyester UL 94 V-0
- Contact: Phosphor Bronze
- Operating temperature: -25°C to +85°C
- RoHS compliant

Dimensional Information




Electrical Features

- Voltage rating: < 200 V
- Current rating: < 1 A
- Contact resistance: < 20 mΩ
- Dielectric withstanding voltage: 600 V AC/minute
- Insulation resistance: >1000 MΩ

Mechanical Features

- Pin retention force to insulator: 0.40 Kgf
- Single contact insertion force: 0.34 Kgf
- Single contact withdrawal force: 0.02 Kgf
- Durability: 25 cycles



8305 - T- XX- 1

1 2 3 4

1. Series

2. Plating Options

- T = 2. Tin plated
Recommended Finish

3. Number of circuits

- Available in 16 through 64 circuits

DIMENSIONS

$$A = 1.778 \left(\frac{XX}{2} - 1 \right) \quad B = 1.778 \left(\frac{XX}{2} \right)$$

C = 7.62 mm. for 16, 20 and 22 circuits

C = 10.16 mm. for 24, 30, and 32 circuits

C = 15.24 mm. for 40, 42, 48, 52 and 56 circuits

D = 10.1 mm. for 16, 20 and 22 circuits

D = 12.6 mm. for 24, 30, and 32 circuits

D = 17.72 mm. for 40, 42, 48, 52, and 56 circuits

(XX) = Number of circuits