

DUAL ROW VERTICAL SOCKET



8401 SERIES. 2.54 x 2.54 mm. (0.100 x 0.100") pitch. Machined contact.


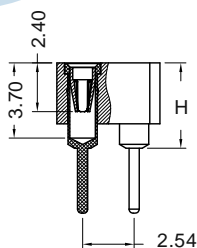
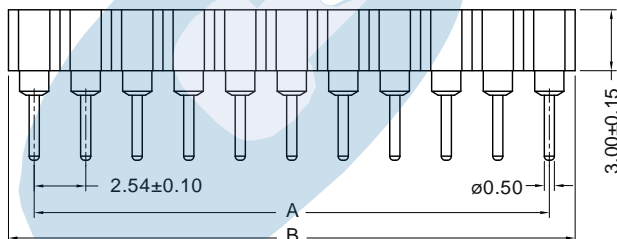
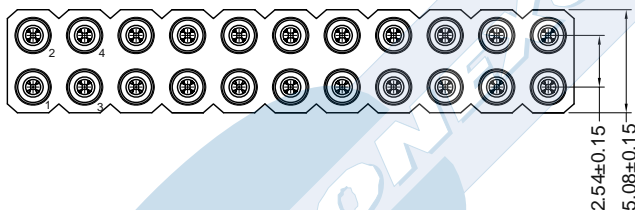
General Features

- Available in 4 through 80 circuits
- Mates with pin headers 2.54 mm. pitch 8413, 8395, 8399 and 8397 series
- Accept round pin 0.40 mm to 0.56 mm
- With different plating and dimensions options

Materials

- Insulator: PPS black + 30% GF UL 94 V-0
- Contact: Clip 4 fingers): Beryllium copper
- Sleeve: Brass
- Operating temperature: -40°C to +105°C
- RoHS compliant

Dimension Information



Electrical Features

- Voltage rating: < 250V
- Current rating: < 3A
- Contact resistance: < 10 mΩ
- Dielectric withstanding Voltage: 1000 V AC/minute
- Insulation resistance: >1000 MΩ

Mechanical Features

- Insertion force per pin: < 0.20 Kgf (round pin 0.43 mm)
- Withdrawal force per pin: > 0.03 Kgf (round pin 0.43 mm)
- Durability: 500 Cycles



Ordering Information:

8401 - T- XX- C
1 2 3 4

1. Connector Series

2. (T) Contact Plating

- T = 13. Selec. gold flash over 30-50μ" Ni overall
Recommended Finish
- T = 15. 15μ" selec. gold over 30-50μ" Ni overall
- T = 16. 30μ" selec. gold over 30-50μ" Ni overall

3. (XX) Number of circuits

- Available in 4 through 80 circuits

4. (C) Connector length

- C=1. Dim. H=4.20 mm.
- C=2. Dim. H=7.00 mm.
- C=3. Dim. H=10.00 mm.
- C=4. Dim. H=15.00 mm.

DIMENSIONS:

$$A = 2.54 \left(\frac{XX}{2} - 1 \right) \quad B = 2.54 \left(\frac{XX}{2} \right) + 0.40$$

XX = Number of circuits