

# DUAL ROW VERTICAL SMT SOCKET



## 8407 SERIES. 2.54 x 2.54 mm. (0.100 x 0.100") pitch. Machined contact.

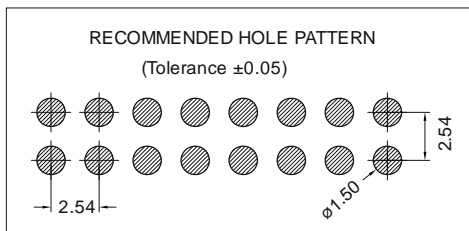
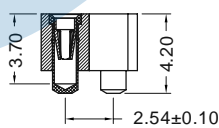
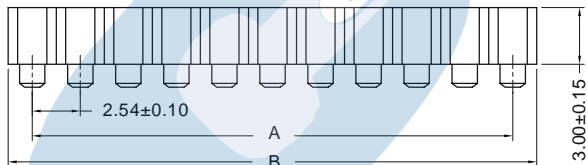
### General Features

- Available in 4 through 80 circuits
- Mates with pin headers 2.54 mm. pitch 8413, 8395, 8399 and 8397 series
- Accept round pin 0.40 mm to 0.56 mm
- Low profile: 4.20 mm.
- With different plating and dimensions options

### Materials

- Insulator: PPS black + 30% GF UL 94 V-0
- Contact: Clip (4 fingers): Beryllium copper
- Sleeve: Brass
- Operating temperature. -40°C to +105°C
- RoHS compliant

### Dimension Information




### Electrical Features

- Voltage rating: < 250V
- Current rating: < 3A
- Contact resistance: < 10 mΩ
- Dielectric withstanding Voltage: 1000 V AC/minute
- Insulation resistance: >1000 MΩ

### Mechanical Features

- Insertion force per pin: < 0.20 Kgf (round pin 0.43 mm)
- Withdrawal force per pin: > 0.03 Kgf (round pin 0.43 mm)
- Durability: 500 Cycles



### Ordering Information:

**8407 - T- XX- 1**  
 1            2            3

#### 1. Connector Series

#### 2. (T) Contact Plating

- T = 13. Selec. gold flash over 30-50μ" Ni overall  
Recommended Finish
- T = 15. 15μ" selec. gold over 30-50μ" Ni overall
- T = 16. 30μ" selec. gold over 30-50μ" Ni overall

#### 3. (XX) Number of circuits

- Available in 4 through 80 circuits

### DIMENSIONS:

$$A = 2.54 \left( \frac{XX}{2} - 1 \right) \quad B = 2.54 \left( \frac{XX}{2} \right) + 0.40$$

XX = Number of circuits