

# DUAL ROW VERTICAL SOCKET



## 8411 SERIES. 2.54 x 2.54 mm. (0.100 x 0.100") pitch. Machined contact.

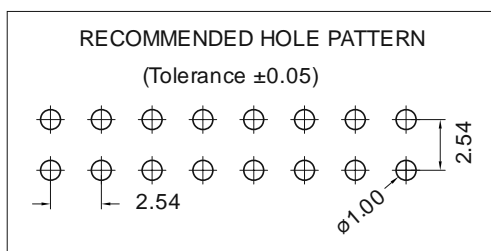
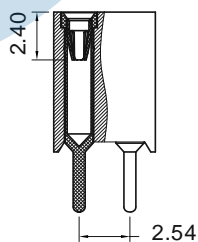
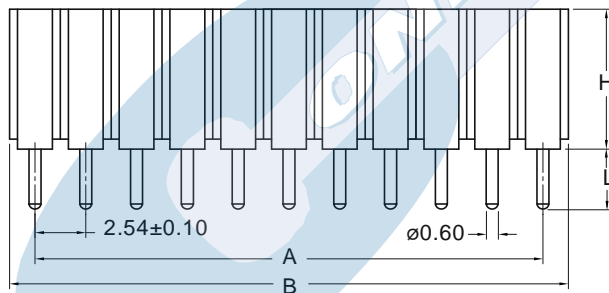
### General Features

- Available in 4 through 80 circuits
- Mates with 0.64 square pin headers 2558 series and with 0.76 mm round pin header 8419 series
- Accept round pin 0.70 to 0.90 mm and sq. pin 0.64 mm
- Different plating options and dimensions

### Materials

- Insulator: PPS black + 30% GF UL 94 V-0
- Contact: Clip 6 fingers): Beryllium copper
- Sleeve: Brass
- Operating temperature: -40°C to +105°C
- RoHS compliant

### Dimension Information




### Electrical Features

- Voltage rating: < 250V
- Current rating: < 3A
- Contact resistance: < 10 mΩ
- Dielectric withstanding Voltage: 1000 V AC/minute
- Insulation resistance: >1000 MΩ

### Mechanical Features

- Insertion force per pin: < 0.20 Kgf (round pin 0.43 mm)
- Withdrawal force per pin: > 0.03 Kgf (round pin 0.43 mm)
- Durability: 500 Cycles



### Ordering Information:

**8411 - T- XX- C**  
1            2            3

#### 1. Connector Series

#### 2. (T) Contact Plating

- T = 13. Selec. gold flash over 30-50μ" Ni overall  
Recommended Finish
- T = 15. 15μ" selec. gold over 30-50μ" Ni overall
- T = 16. 30μ" selec. gold over 30-50μ" Ni overall

#### 3. (XX) Number of circuits

- Available in 4 through 80 circuits

#### 4. (C) Connector dimensions

- C=1. Dim. H=7.00 mm. L=3.00 mm.
- C=2. Dim. H=4.20 mm. L=3.20 mm.

### DIMENSIONS:

$$A = 2.54 \left( \frac{XX}{2} - 1 \right) \quad B = 2.54 \left( \frac{XX}{2} \right) + 0.40$$

XX = Number of circuits