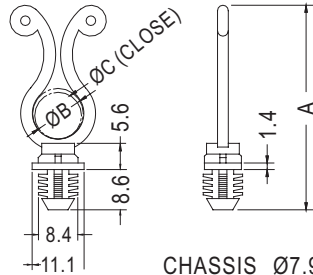


# WIRE SADDLE SIDE ENTRY

PLASTECH



- MATERIAL: NYLON 66 (UL)
- FLAME CLASS :94V-2
- COLOR:NATURAL
- UNIT:mm

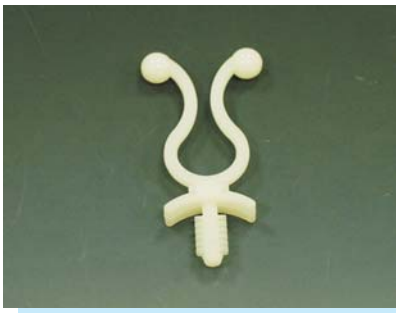


PART NO	A	B	CLOSE ØC	PACKAGE
WTL-11	43.7	11.0	10.0	500
WTL-19	52.6	19.0	18.0	

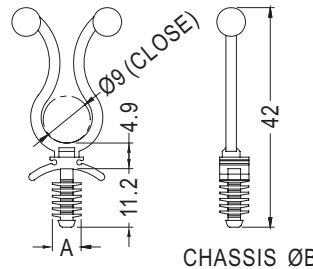
CHASSIS Ø7.9  
PANEL THICKNESS: 6.4 MIN.

# WIRE HOLDER

PLASTECH



- MATERIAL: NYLON 66 (UL)
- FLAME CLASS :94V-2
- COLOR:NATURAL
- UNIT:mm




PART NO	A	B	PACKAGE
WKL-10	5.5	5.0	500
WKL-10A	5.0	4.5	

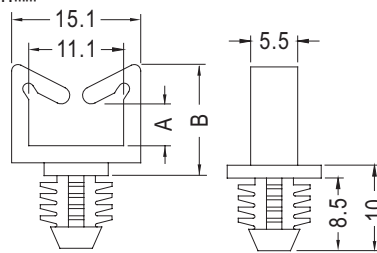
CHASSIS ØB

# WIRE MOUNT

PLASTECH



- MATERIAL: NYLON 66 (UL)
- FLAME CLASS :94V-2
- COLOR:NATURAL
- UNIT:mm



PART NO	A	B	PACKAGE
WSBH-7	4.9	13	1000
WSBH-29	27.2	35	

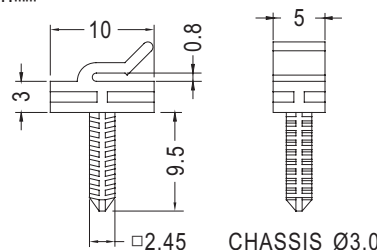
CHASSIS Ø7.9  
THICKNESS 6.4

# WIRE MOUNT

PLASTECH



- MATERIAL: NYLON 66 (UL)
- FLAME CLASS :94V-0/94V-2
- COLOR:NATURAL
- UNIT:mm



PART NO	PACKAGE
WSBC-1	1000